PERSPECTIVE

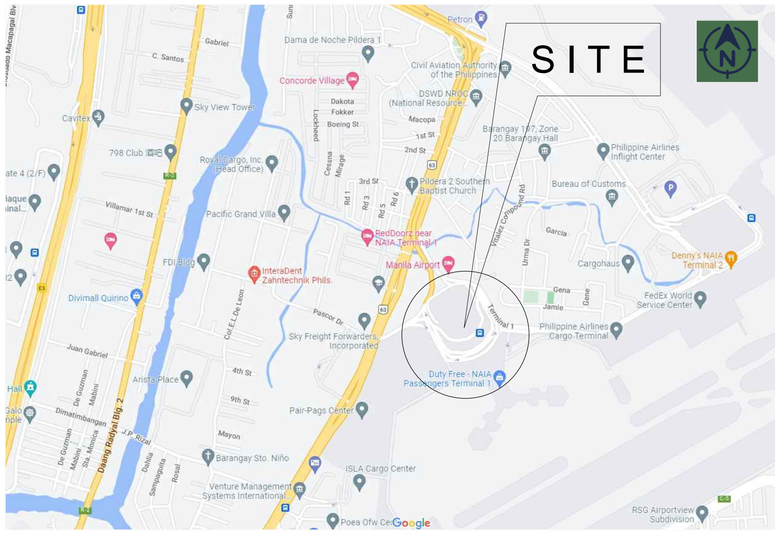

LOCATION MAP

REPUBLIC OF THE PHILIPPINES
MANILA INTERNATIONAL AIRPORT AUTHORITY

RECOMMENDING APPROVAL:

ENGR. ANTONIO P. MENDOZA
OIC, AGM FOR ENGINEERING

RECOMMENDING APPROVAL:

ELENITA M. FERNANDO
SENIOR ASSISTANT GENERAL MANAGER

APPROVED PERMIT FOR CONSTRUCTION/
MAJOR RENOVATION/EXCAVATION:

EDDIE V. MONREAL
GENERAL MANAGER

PHILIPPINE ATMOSPHERIC GEOPHYSICAL AND ASTRONOMICAL SERVICES ADMINISTRATION
P A G A S A

PROJECT TITLE:	ARCHITECT/ENGINEER:		SHEET CONTENT:	SHEET NO:
REPAIR/REHAB OF NEW PAGASA NAIA OFFICE LOCATION: NAIA TERMINAL 1, PASAY CITY	REG. NO.:	TIN:	AS SHOWN	A-1
	PTR:	DATE:		ARCHITECTURAL

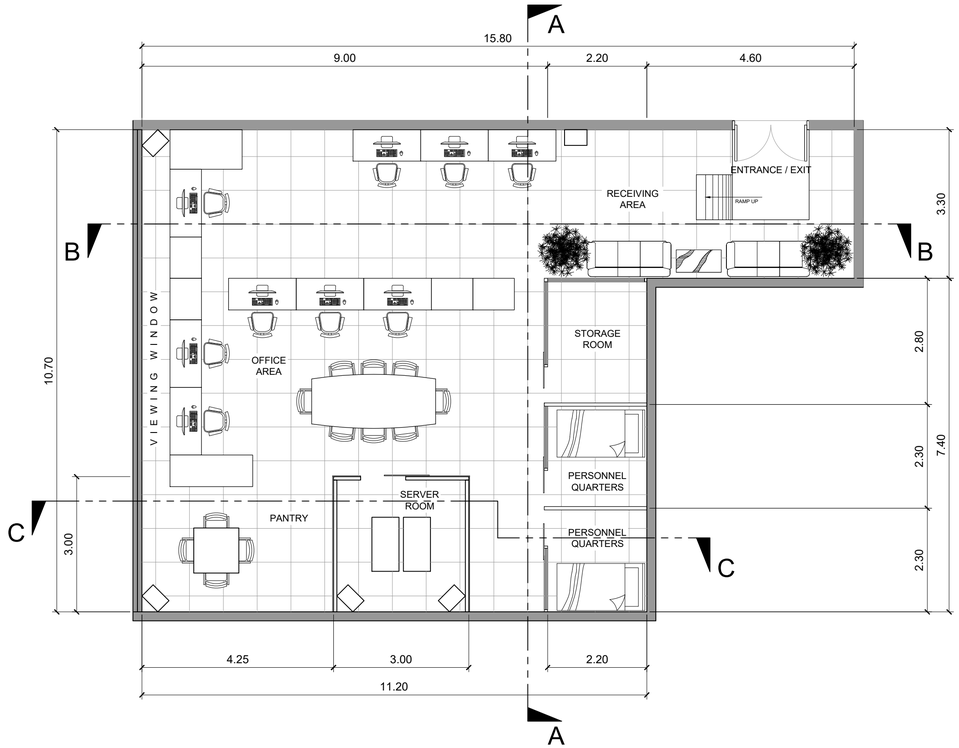

A-2 1 FLOOR PLAN

SCALE: 1:50m

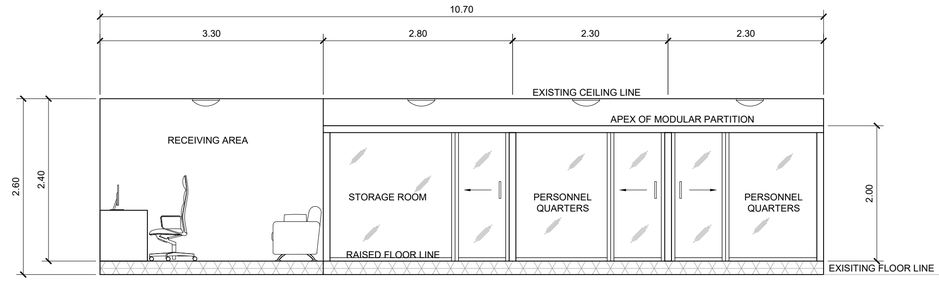

A-2 2 SECTION THRU A'-A'

SCALE: 1:50m

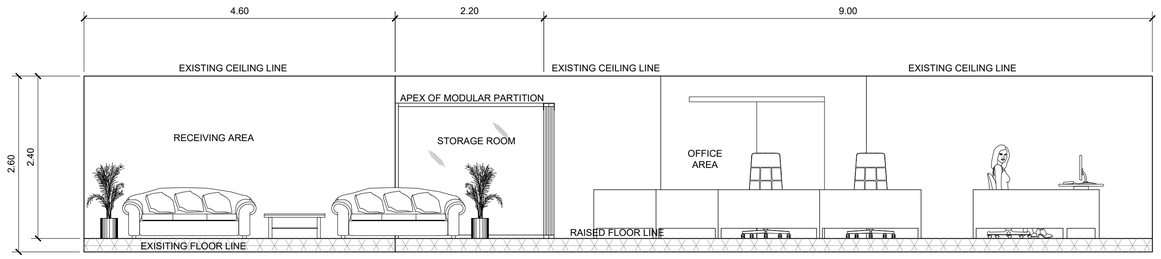

A-2 3 SECTION THRU B'-B'

SCALE: 1:50m

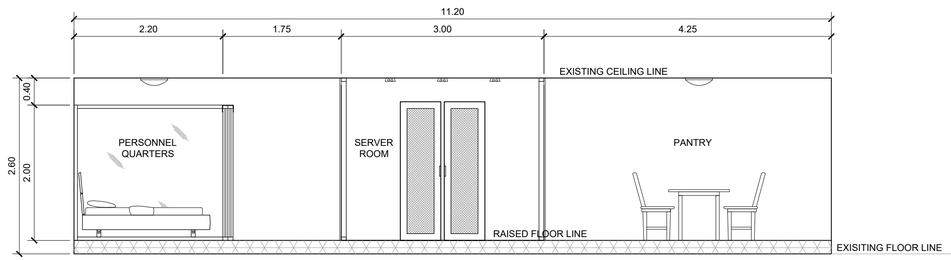

A-2 4 SECTION THRU C'-C'

SCALE: 1:50m

PHILIPPINE ATMOSPHERIC GEOPHYSICAL AND ASTRONOMICAL SERVICES ADMINISTRATION **P A G A S A**	PROJECT TITLE: **REPAIR/REHAB OF NEW PAGASA NAIA OFFICE** NAIA TERMINAL 1, PASAY CITY	ARCHITECT/ENGINEER: REG. NO.: TIN: PTR: DATE:	RECOMMENDING APPROVAL: **ENGR. ANTONIO P. MENDOZA** OIC, AGM FOR ENGINEERING		SHEET CONTENT: AS SHOWN	SHEET NO: A-2 ARCHITECTURAL

LEGEND:

PP	—	PROPOSED POWER PANEL BOARD
PDB	—	PROPOSED PANEL DISTRIBUTION BOARD
	—	PROPOSED LAYOUT
	—	PULLBOX

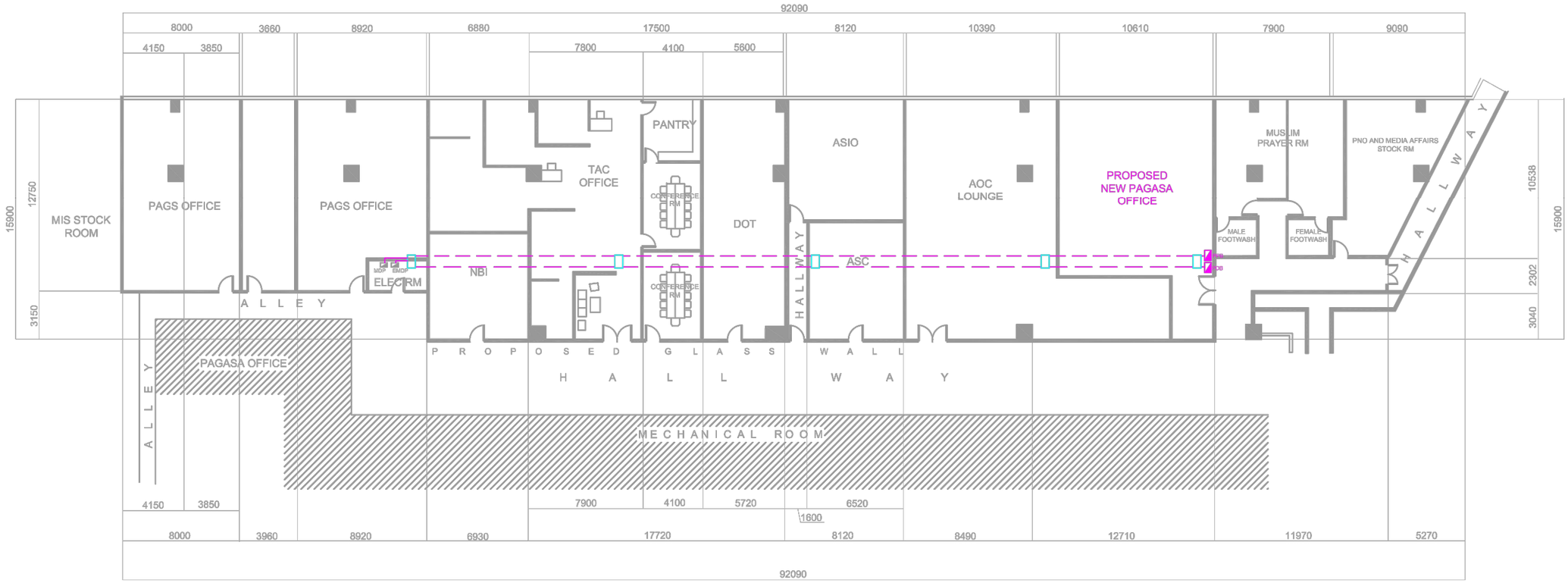

PROPOSED FEEDER LINE LAYOUT

SCALE: NTS

PHILIPPINE ATMOSPHERIC GEOPHYSICAL AND ASTRONOMICAL SERVICES ADMINISTRATION **P A G A S A**	PROJECT TITLE: **REPAIR/REHAB OF NEW PAGASA NAIA OFFICE** NAIA TERMINAL 1, PASAY CITY	ARCHITECT/ENGINEER: REG. NO.: TIN: PTR: DATE:	RECOMMENDING APPROVAL: **ENGR. ANTONIO P. MENDOZA** OIC, AGM FOR ENGINEERING		SHEET CONTENT: AS SHOWN	SHEET NO: E-1 ELECTRICAL

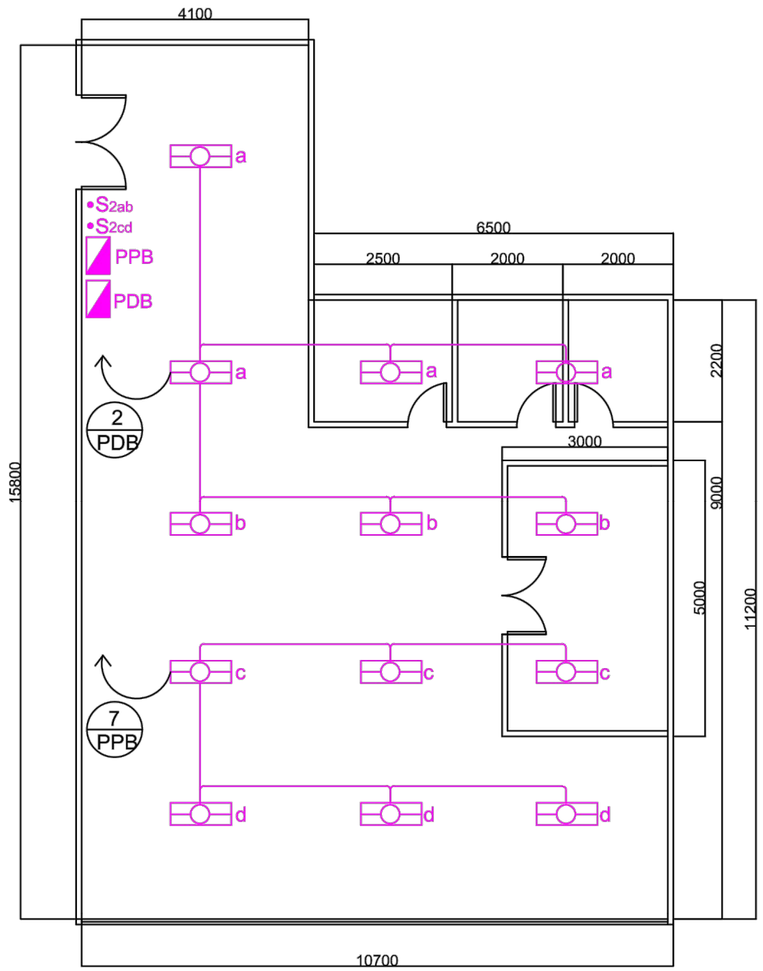

LIGHTING LAYOUT

SCALE: NTS

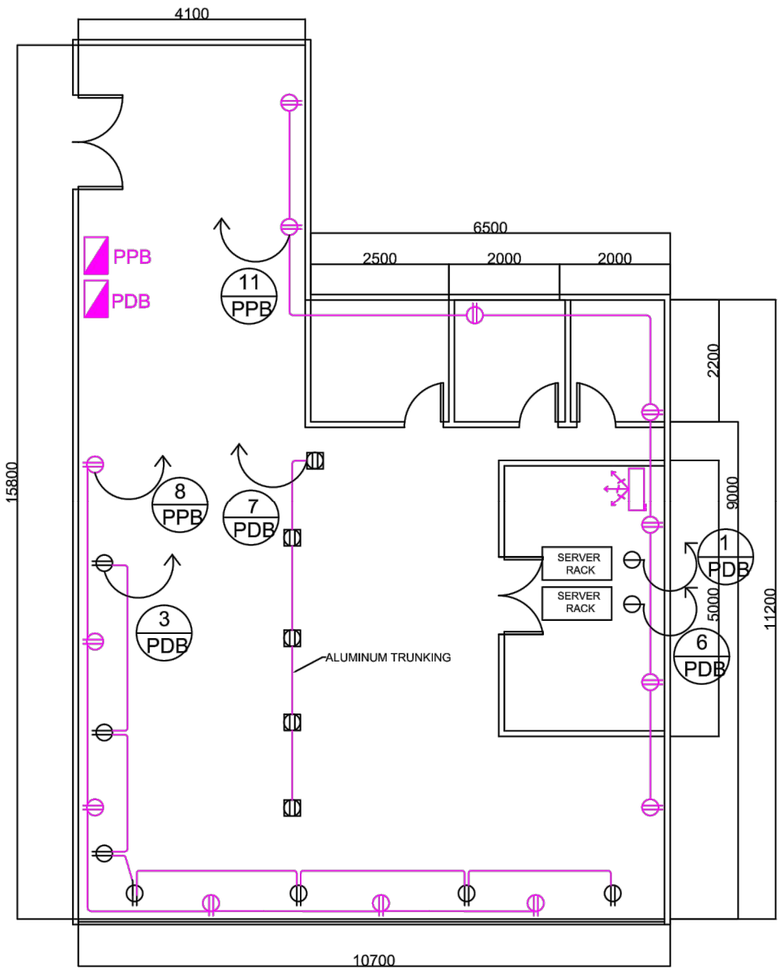

POWER LAYOUT

SCALE: NTS

LEGEND

	EXISTING LIGHTING FIXTURE
•S1	EXISTING SINGLE SWITCH
•S2	EXISTING DUPLEX SWITCH
	EXISTING DUPLEX C.O
	EXISTING 2HP SPLIT TYPE ACU
	PROPOSED ADDITIONAL DUPLEX C.O
	SINGLE SPECIAL OUTLET
	PROPOSED ADDITIONAL DUPLEX C.O (FLOOR OUTLET)
	WIRING FOR POWER LAYOUT
	WIRING FOR LIGHTING LAYOUT
PDB	PANEL DISTRIBUTION BOARD
PPB	POWER PANEL BOARD

PHILIPPINE ATMOSPHERIC GEOPHYSICAL AND ASTRONOMICAL SERVICES ADMINISTRATION

P A G A S A

PROJECT TITLE:	ARCHITECT/ENGINEER:	RECOMMENDING APPROVAL:		SHEET CONTENT:	SHEET NO:
REPAIR/REHAB OF NEW PAGASA NAIA OFFICE NAIA TERMINAL 1, PASAY CITY	REG. NO.: TIN: PTR: DATE:	**ENGR. ANTONIO P. MENDOZA** OIC, AGM FOR ENGINEERING		AS SHOWN	E-2 ELECTRICAL

PDB											
CKT NO.	LOAD DESCRIPTION	AMP PER PHASE			V	SIZE OF WIRE		SIZE OF CONDUIT	CB RATING		
		AB	BC	CA		THHN	THHN (G)		AT	AF	P
1	COMPUTER SERVER	5.22			230	2 - 3.5mm²	1 - 3.5mm²	15mmØ IMC	20	60	2P
2	7 - 36 X 2 F.L.	2.19			230	2 - 3.5mm²	1 - 3.5mm²	15mmØ IMC	20	60	2P
3	7 - DUPLEX C.O.		5.48		230	2 - 3.5mm²	1 - 3.5mm²	15mmØ IMC	20	60	2P
4	SPARE; 1.5 kW		6.52		230			15mmØ IMC	20	60	2P
5	SPARE; 1.5 kW			6.52	230			15mmØ IMC	20	60	2P
6	COMPUTER SERVER			5.22	230	2 - 3.5mm²	1 - 3.5mm²	15mmØ IMC	20	60	2P
7	5 - DUPLEX C.O.	3.91			230	2 - 3.5mm²	1 - 3.5mm²	15mmØ IMC	20	60	2P
8	SPARE; 1.5 kW	6.52			230			15mmØ IMC	20	60	2P
9	SPARE; 1.5 kW		6.52		230						
10	SPACE				230						
11	SPACE				230			15mmØ IMC	20	60	2P
12	SPARE; 1.5 kW			6.52	230			15mmØ IMC	20	60	2P
TOTAL		**17.84**	**18.52**	**18.26**							

IT = (18.52 x 1.732)
= 32.08 x 1.25
= **40.10 AMPERES**

SIZE OF SERVICE FEEDER :
USE : 3 - 14mm² THHN +
1 - 8.0mm² THHN(G) IN
1 ½"Ø IMC

PANEL BOARD
ENCLOSURE : NEMA 1
MOUNTING: SURFACE
MAIN : 50AT, 60AF, 3P, 230V, 10KAIC

PPB											
CKT NO.	LOAD DESCRIPTION	AMP PER PHASE			3Ø	V	SIZE OF WIRE		SIZE OF CONDUIT	CB RATING		
		AB	BC	CA			THHN	THHN (G)		AT	AF	P
1	7.5 TR ACU				34.10	230	3 - 30mm²	1 - 22mm²	50mmØ IMC	100	100	3P
2	7.5TR ACU				34.10	230	3 - 30mm²	1 - 22mm²	50mmØ IMC	100	100	3P
3	SPARE				34.10	230			50mmØ IMC	100	100	3P
4	5TR ACU				17.50	230	3 - 8.0mm²	1 - 5.5mm²	25mmØ IMC	50	60	3P
5	5TR ACU				17.50	230	3 - 8.0mm²	1 - 5.5mm²	25mmØ IMC	50	60	3P
6	SPACE					230						
7	6 - 36 X 2 F.L.	1.88				230	2 - 3.5mm²	1 - 3.5mm²	15mmØ IMC	20	60	2P
8	6 - DUPLEX C.O.	4.7				230	2 - 3.5mm²	1 - 3.5mm²	15mmØ IMC	20	60	2P
9	SPACE					230						
10	SPACE					230						
11	7 - DUPLEX C.O.		5.48			230	2 - 3.5mm²	1 - 3.5mm²	15mmØ IMC	20	60	2P
12	SPARE; 1.5kW			6.52		230			15mmØ IMC	20	60	2P
TOTAL		**6.58**	**5.48**	**6.52**	**137.3**							

IT = (6.58 x 1.732)
= (11.40 + 137.30) * 75%DF
= 111.53 + (34.10 x 2.5)
= **196.78 AMPERES**

SIZE OF SERVICE FEEDER :
USE : 3 - 80mm² THHN +
1 - 50mm² THHN(G) IN
2 ½"Ø IMC

PANEL BOARD
ENCLOSURE : NEMA 1
MOUNTING: SURFACE
MAIN : 200AT, 200AF, 3P, 230V 25KAIC

LOAD SCHEDULE
SCALE: NTS

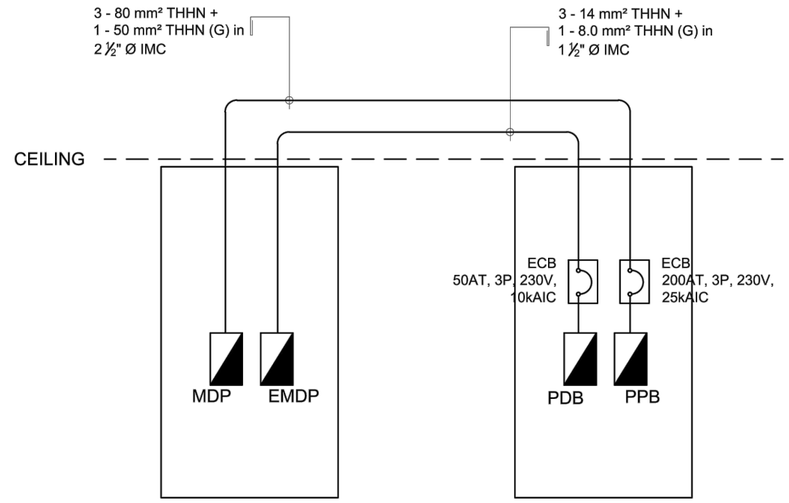

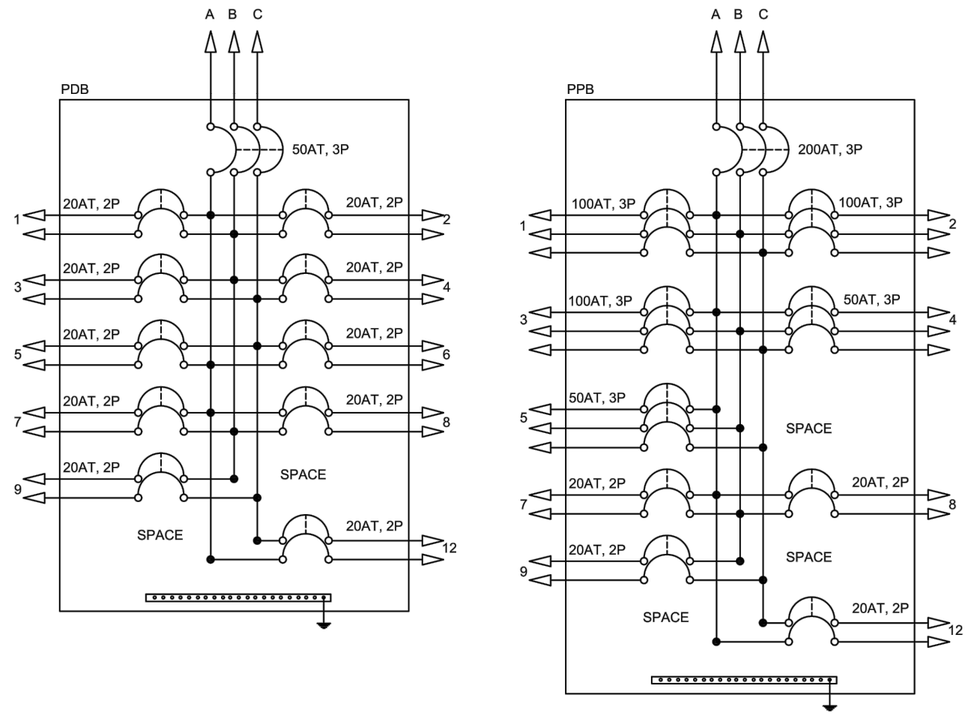

RISER DIAGRAM
SCALE: NTS

PHILIPPINE ATMOSPHERIC GEOPHYSICAL AND ASTRONOMICAL SERVICES ADMINISTRATION **P A G A S A**	PROJECT TITLE: **REPAIR/REHAB OF NEW PAGASA NAIA OFFICE** NAIA TERMINAL 1, PASAY CITY	ARCHITECT/ENGINEER: REG. NO.: TIN: PTR: DATE:	RECOMMENDING APPROVAL: **ENGR. ANTONIO P. MENDOZA** OIC, AGM FOR ENGINEERING		SHEET CONTENT: AS SHOWN	SHEET NO: E-3 ELECTRICAL

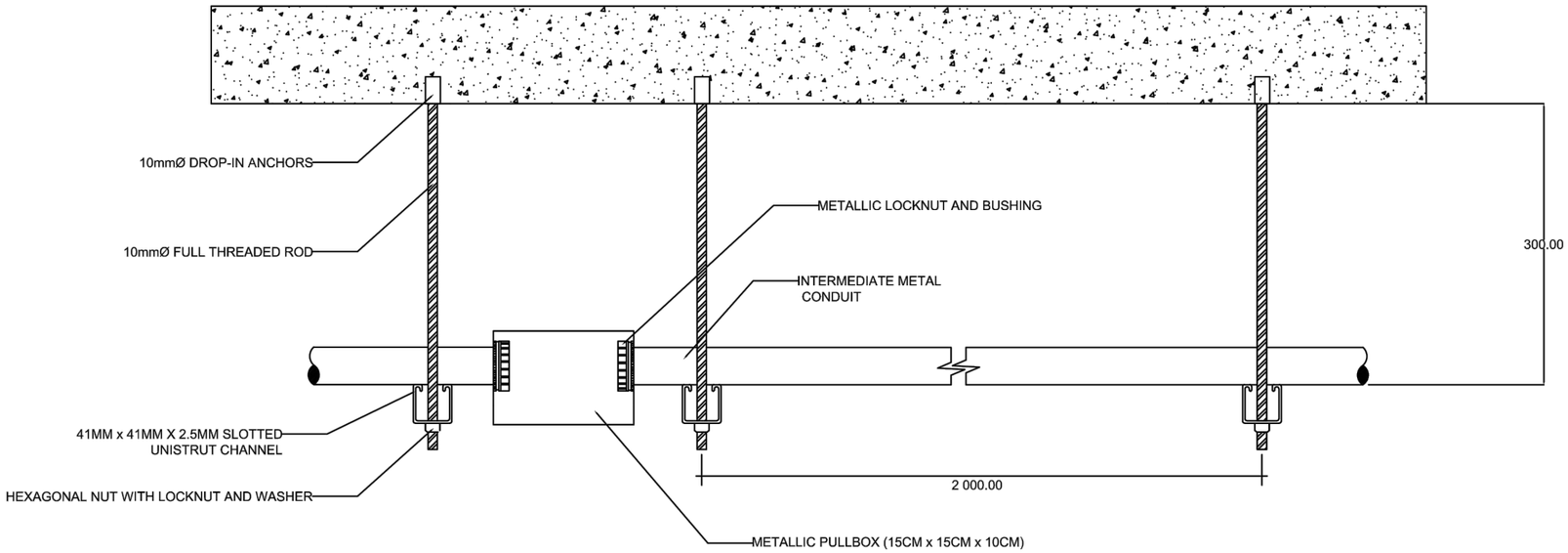

SIDE VIEW

SCALE: NTS

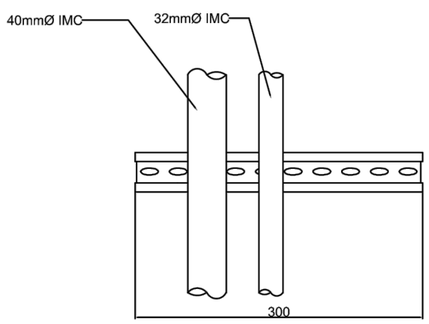

TOP VIEW

SCALE: NTS

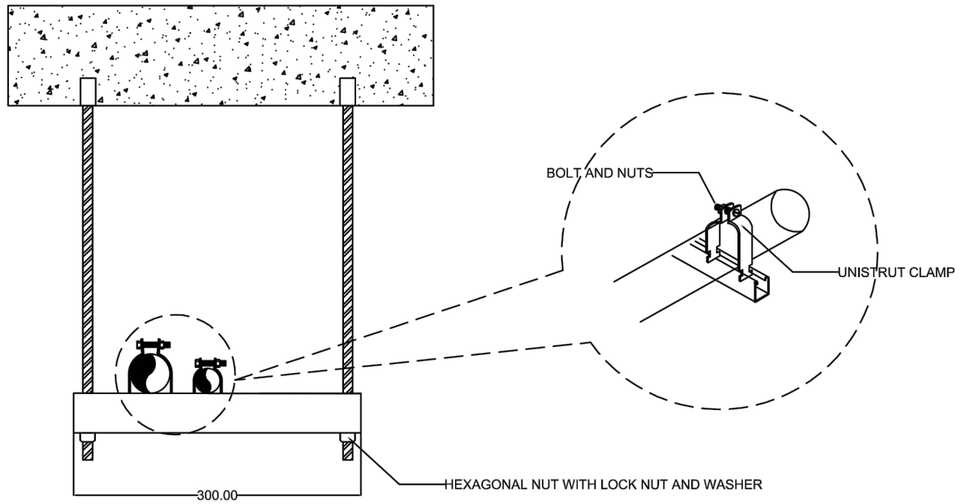

FRONT VIEW

SCALE: NTS

PHILIPPINE ATMOSPHERIC GEOPHYSICAL AND ASTRONOMICAL SERVICES ADMINISTRATION **P A G A S A**	PROJECT TITLE: **REPAIR/REHAB OF NEW PAGASA NAIA OFFICE** NAIA TERMINAL 1, PASAY CITY	ARCHITECT/ENGINEER: REG. NO.: TIN: PTR: DATE:	RECOMMENDING APPROVAL: **ENGR. ANTONIO P. MENDOZA** OIC, AGM FOR ENGINEERING		SHEET CONTENT: AS SHOWN	SHEET NO: E-4 ELECTRICAL

NOTE:
INSTALLATIONS OF COPPER TUBINGS INSIDE CEILING W/ COMPLETE HANGERS.

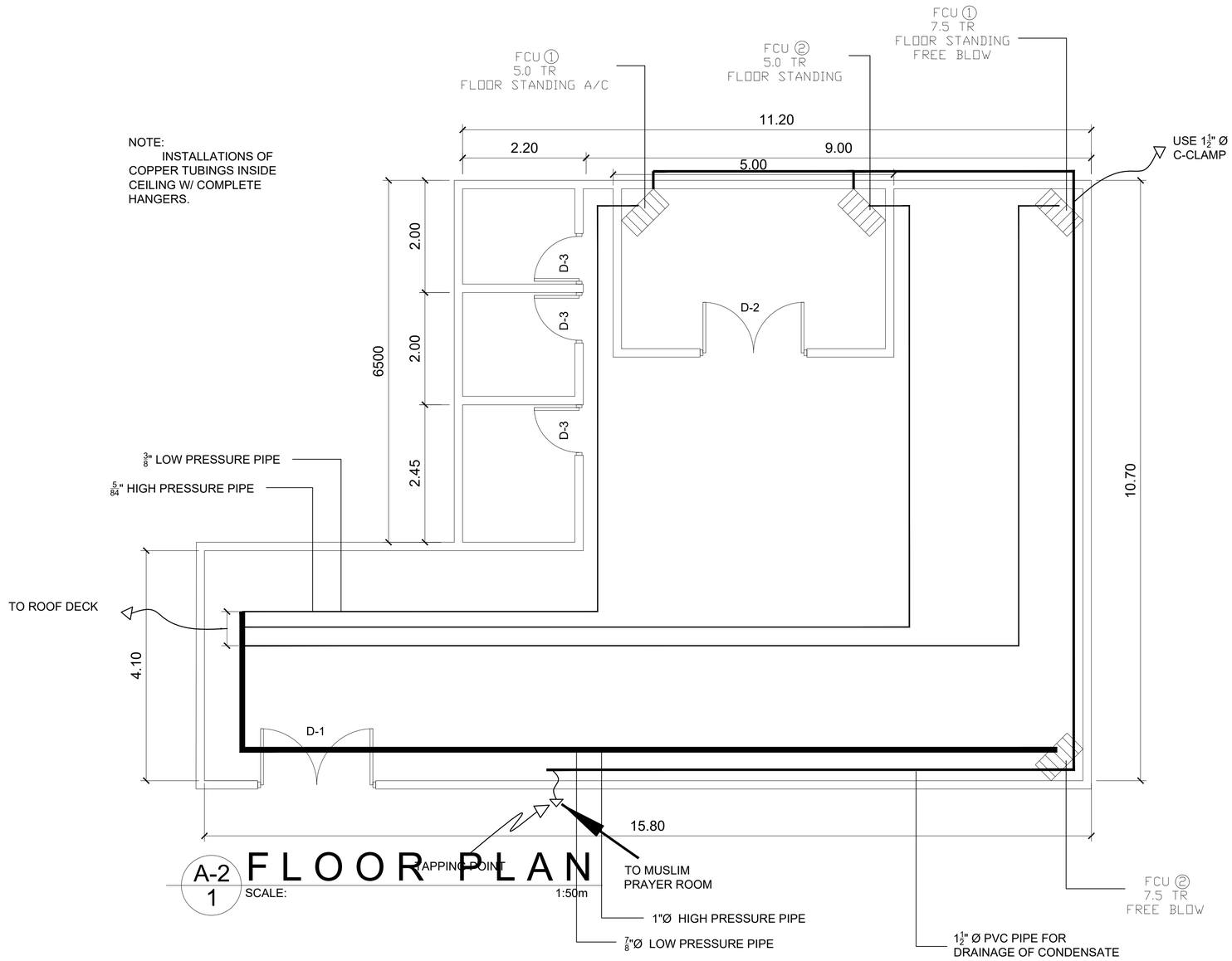

A-2 / 1 FLOOR PLAN
SCALE: 1:50m

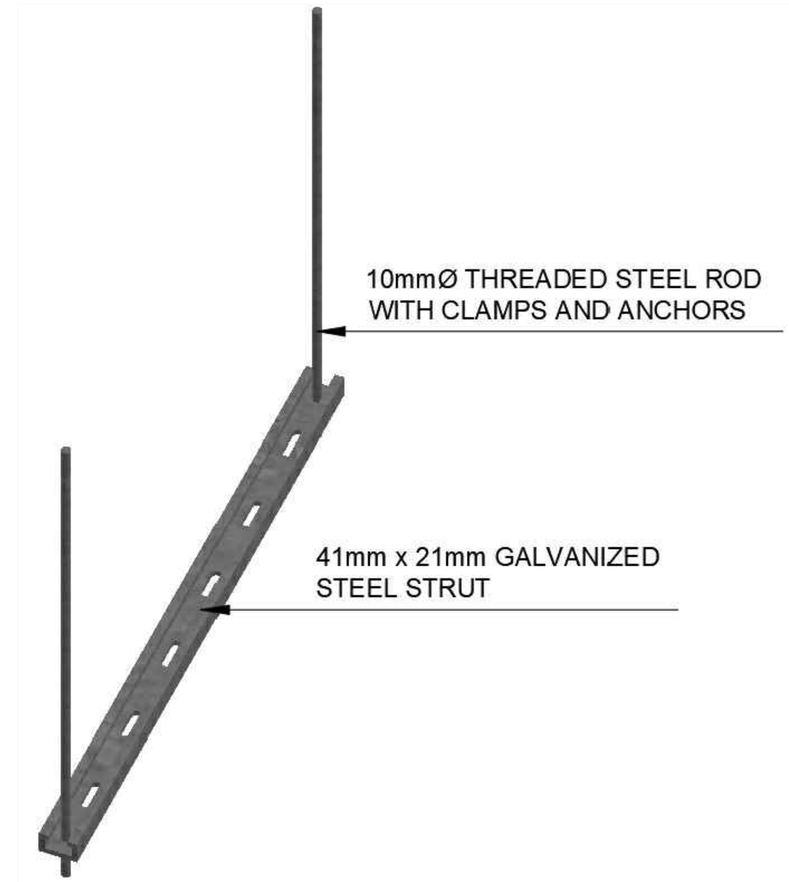

PIPE HANGER DETAIL

M-1 / 1 HIGH AND LOW PRESSURE COPPER TUBING LAYOUT (HARDDRAWN)
SCALE: 1:50 MTS

PHILIPPINE ATMOSPHERIC GEOPHYSICAL AND ASTRONOMICAL SERVICES ADMINISTRATION **PAGASA**	PROJECT TITLE: **REPAIR/REHAB OF NEW PAGASA NAIA OFFICE** NAIA TERMINAL 1, PASAY CITY	ARCHITECT/ENGINEER: REG. NO.: TIN: PTR: DATE:	RECOMMENDING APPROVAL: **ENGR. ANTONIO P. MENDOZA** OIC, AGM FOR ENGINEERING		SHEET CONTENT: AS SHOWN	SHEET NO: M-1 MECHANICAL