



13 February 2026

**SUPPLEMENTAL BID BULLETIN**  
**ADDENDUM NO. 2026-17-01 R**

**Subject: Supply, Delivery, Installation, Testing, Training and Commissioning of S-Band Dual Polarization, Magnetron-Type Doppler Weather Radar at Brgy. Buenavista, Bato Catanduanes – Re bid**  
*(Reference: PR 2025-10-0666 EPA- | IB 2026-17R)*

This Bid Bulletin is being issued to all prospective bidders to clarify, amend and/or modify certain provisions in the Bidding Documents and to answer written queries and clarificatory questions during the pre-bid conference by prospective bidders, to wit:


Queries from: **Enhanced E-Technology and Concurrent Solutions, Inc.**

Queries	Answers
<p><b>1. 3.2.1.3 Performance Certification</b></p> <p>Would a signed Certificate of Completion and Acceptance related to the Doppler Radar Project, containing the following remarks and recommendation, satisfy the PERFORMANCE CERTIFICATION requirement?            Kindly refer to Annex A</p>	<p>The Certificate of Completion and Acceptance pertaining to the project is accepted as sufficient documentation.</p>
<p><b>2. Project Duration: 24 months</b></p> <p>Would it be possible to extend this to 36 months instead?</p>	<p>Relative to the request to extend the delivery period from twenty-four (24) months to thirty-six (36) months, please be informed that the approved <b>delivery period of thirty (30) months shall be retained</b>. The project has been assessed as urgent in nature, and any extension of the delivery period may affect the timely implementation and operational requirements of the end users. In the event that an extension becomes necessary, the bidder may submit a request for extension, subject to the approval of the Head of the Procuring Entity (HOPE) and in compliance with the provisions of Republic Act No. 12009 and its Implementing Rules and Regulations.</p>
<p><b>3. 9.13 One (1) HP maintenance laptop computer having all necessary radar software programs and tools installed (Virac Radar Station)</b></p> <p>Maintenance Laptop is not included in the List of Deliverables.</p> <p>Kindly confirm if included.</p>	<p>A radar maintenance laptop is included.</p>

*"tracking the sky...helping the country"*

<p><b>4. 9.14 CCTV with eight (8) High Resolution Camera</b></p> <p>Request of copy facility layout with dimension where the CCTV will be installed. Also, will it be installed Indoor or Outdoor? And where are the locations of the CCTV Cameras, the type of camera (Dome, Bullet)</p>	<ol style="list-style-type: none"> <li>1. Inside the RADOME – one bullet type / outdoor</li> <li>2. RADOME entrance – one bullet type / outdoor</li> <li>3. Inside RADAR EQUIPMENT ROOM located at Main-4F – one bullet type / outdoor</li> <li>4. RADAR ROOM entrance at 4F entrance – one bullet / outdoor</li> <li>5. 2F (roof deck) – one bullet type / outdoor</li> <li>6. Building main entrance – one dome type / outdoor</li> <li>7. Building back door - one dome type / outdoor</li> <li>8. GENSET room – one dome type / outdoor</li> </ol> <p>For reference, the radar facility consists of a 33-meter concrete tower. It is strongly advisable that the bidder conduct a detailed site assessment to ensure the correctness of camera types, mounting locations, materials, and cable lengths.</p> <p>The final camera configuration and specifications, refer to <b>Annex 9</b></p>
<p><b>5. 9.16.2.1 Indoor-Type Voltage Stabilizer, 160 kva, 240v, 60Hz, 3ø, 4W Servo Electronic Type, Input Voltage window ranges up to ±30%</b></p> <p>In Annex 2 Single Line Diagram 160kva, 3ø, 60 Hz Voltage Stabilizer (Servo-Type)  Input: 3ø,3W,230V  Output: 3ø,3W,230V</p> <p>Kindly confirm whether 3W or 4W (3W+G)  Can a 150kva/200kva be acceptable?</p>	<p>Please follow the electrical diagram provided in ANNEX 2. In the event that discrepancies are found between ANNEX 2 and the existing electrical plan, the final configuration shall be determined during the joint inspection to be conducted by PAGASA-ETSD and the prospective bidder.</p> <p>You may offer a rating higher than 160 kVA, provided that the electrical design corresponding to the proposed rating is strictly followed, including but not limited to the appropriate cable sizing, protection devices, and other related electrical components.</p>
<p><b>6. 9.16.2.2 Generator Sets</b></p> <p>Request of the floor plan layout with dimension where the Generator Sets will be installed, and for the replacements of exhaust/cooling system.  Will it be Indoor or Outdoor?</p>	<p>The prospective bidder shall accurately measure the generator pads during the required site assessment, particularly as the existing generator sets will be dismantled, to ensure proper fit and compatibility of the new generator installation.</p> <p><i>(refer to Annex 10 - floor plan)</i></p>

*"tracking the sky...helping the country"*

<p><b>7. 9.16.2.2.3 Generator Room ventilation fans\ (heavy duty)</b></p> <p>Will It be installed Indoor or Outdoor?</p> 	<p>A typical generator installed within an enclosed room requires a properly designed exhaust system to safely discharge engine emissions and prevent the accumulation of smoke residue inside the facility. The exhaust configuration and ventilation design shall be provided by the generator vendor, as they are best qualified to recommend the appropriate installation scheme in accordance with the equipment specifications and safety standards. It is therefore advisable that the prospective bidder conduct a site assessment to ensure that the proposed exhaust and ventilation system is suitable for the actual site conditions. <i>(refer to Annex 10 - floor plan)</i></p>
<p><b>8. 9.16.2.2.5 Day Tank with polishing filter- 400 Liters with mountings</b></p> <p>Request copy of floor plan layout with dimension of the location where the Day Tank will be placed, for pipings and mounting of the daytank.</p>	<p>There is an existing generator set and day tank at the site for replacement; however, it is advisable that the prospective bidder conduct a site assessment to verify the condition, suitability, and compatibility of the existing equipment with the project requirements.</p>
<p><b>9. 9.16.2.2.6 Electronic fuel-transfer pump</b></p> <p>What will be the distance between the main tank (Genset) and day tank?</p>	<p>The prospective bidder shall accurately measure the distance between the main tank and day tank during the required site assessment, particularly as the existing generator sets will be dismantled, to ensure proper fit and compatibility of the new generator installation.</p>
<p><b>10. 9.16.2.10 1-set of 5Hp <u>Submersible Water Pump</u> complete with accessories</b> <b>9.16.2.10.1 including supporting parts and devices including power &amp; drive components, suction/discharge piping, valves, gauges, sensors, seals, electrical controls, and structural accessories.</b></p> <p>What will be the applications for the water pump? What will be the type of liquid that will be pumped? (Is it clean water/dirty water/ sewage water, etc.) Also can we have the details for wherein the water pump will be placed? To know the source of water and the destination of water to be pumped, for its depth?</p>	<p>The prospective bidder shall verify and accurately determine the location of the water pump and its source, and measure the required distances during the <u>mandatory site assessment</u> to ensure proper installation and integration.</p>
<p><b>11. 9.16.2.8 Two (2) sets of 1-HP 1ø split-type/ Inverter type wall mounted air-conditioning unit.</b></p> <p><b>Deliverables Item No. 30</b> <b>2 pc 1-HP, 1-phase window/inverter type air-</b></p>	<p>Split type 1HP</p>

<p><b>conditioning unit</b></p> <p>In TOR Wall Mounted, while in Deliverables Window Type.</p> <p>Kindly advise what type of aircon.</p>	
<p><b>12. Deliverables Item No. 8 12pc LAN Port Surge Protector</b></p> <p><b>12pcs of LAN Port Surge Protector is not included in the TOR.</b></p> <p>Kindly confirm if it is included.</p>	<p>Included</p>
<p><b>13. Deliverables Item No. 27 0 set Structured Cabling for ICT</b></p> <p>Is this included in the Deliverables Item No. 26 CCTV with 8-high resolution camera?</p>	<p>The CCTV system uses wired connections and therefore requires appropriate cabling. Similarly, the radar system network connections also require proper cabling. A site assessment is necessary to accurately determine the cabling requirements and other installation needs for these systems.</p>
<p><b>14. SLCC Requirement</b></p> <p>We respectfully request clarification on the eligibility requirement for the Single Largest Completed Contract (SLCC) under Eligibility Requirements, specifically on whether the same SLCC documents be used for multiple bids of similar nature.</p> <p>Would it be acceptable to submit aggregated similar contracts with comparable scope, collectively meeting the requirement at least fifty percent (50%) of the ABC?</p>	<p>In accordance with Section 52.4.1.3 of the Implementing Rules and Regulations (IRR) of R.A.12009 for the procurement of goods, a bidder is required to submit a Single Largest Completed Contract (SLCC) similar to the project, with a value of at least fifty percent (50%) of the Approved Budget for the Contract (ABC).</p> <p>1. The bidder should have completed at least one (1) similar contract amounting to at least 25% of the ABC; and</p> <p>2. The bidder should have completed other contracts, whether similar or not, with an aggregate amount of at least 25% of the ABC.</p>

This shall form an integral part of the Bid Documents.


For guidance and information of all participating bidders.

**Sgd.**  
**SHIRLEY J. DAVID, MoS**  
*Chairperson, PAGASA-BAC*

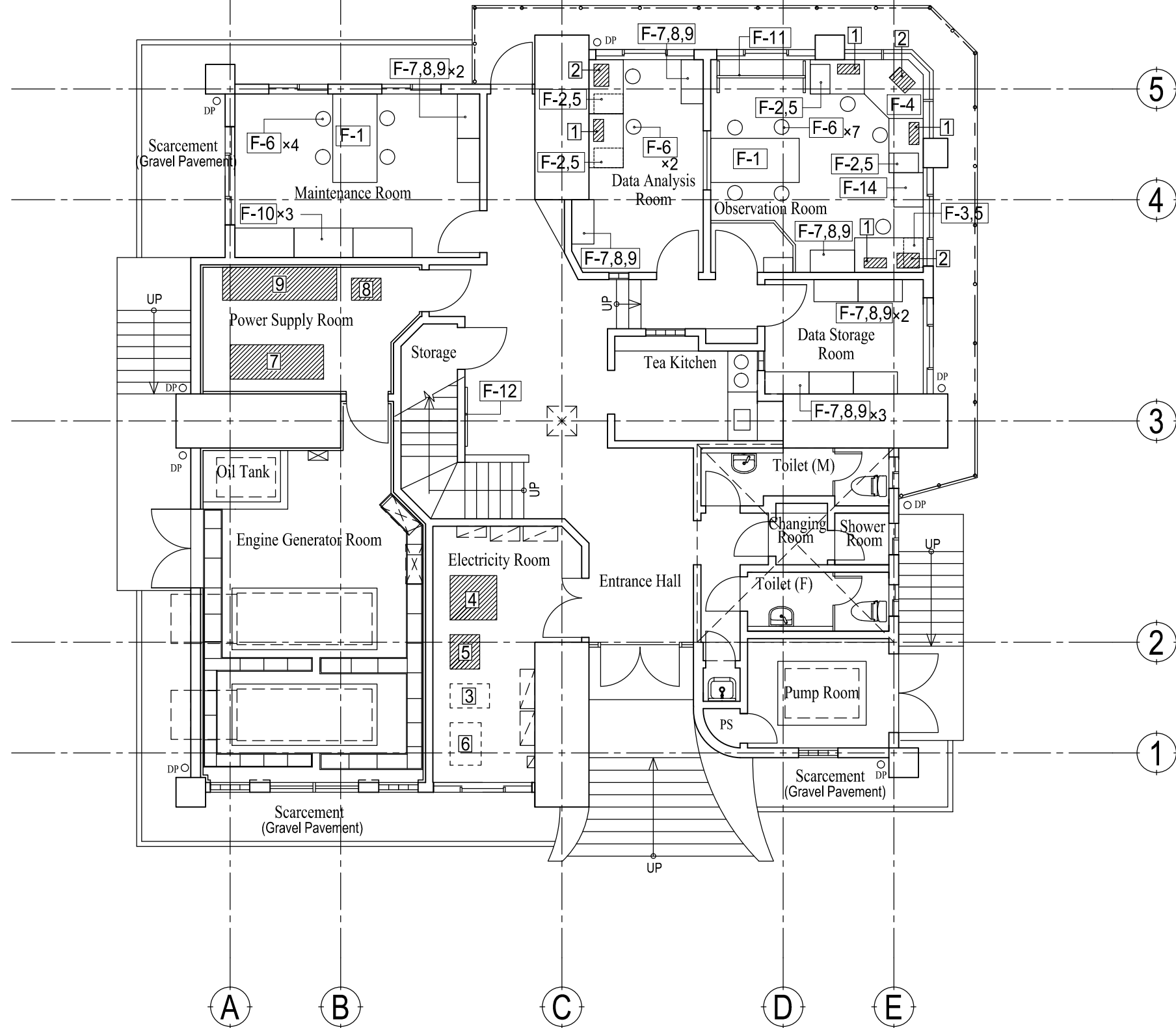
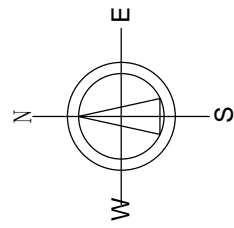
*"tracking the sky...helping the country"*

## **CCTV BASIC REQUIREMENTS:**

The specifications shall be updated to reflect the latest commercially available and proven models or technologies at the time of project implementation, subject to compliance with agreed performance requirements and budgetary constraints



<b>Feature</b>	<b>Business-Grade CCTV Camera</b>
<b>Resolution</b>	4K Ultra HD)
<b>Lens</b>	Varifocal (2.8mm–12mm)
<b>Field of View</b>	90°–120° (adjustable)
<b>Frame Rate</b>	60 fps
<b>Night Vision</b>	Advanced IR, 50m range
<b>Power Supply</b>	PoE (Power over Ethernet)
<b>Connectivity</b>	Ethernet, PoE, fiber-ready
<b>Weatherproofing</b>	IP66/IP67 (harsh conditions)
<b>Storage</b>	NVR/DVR with 2TBs of storage
<b>Audio</b>	Two-way audio supported
<b>Smart Features</b>	AI analytics (face, vehicle recognition)
<b>Scalability</b>	8 + cameras



**EQUIPMENT (EQUIPMENT WORK)**

- 1 Indicator
- 2 Color Printer
- 4 Radar AVR
- 5 Isolation Transformer
- 7 Power Supply Capacitor
- 8 Emergency Power Backup Unit
- 9 Battery Rack


**EQUIPMENT (CONSTRUCTION WORK)**

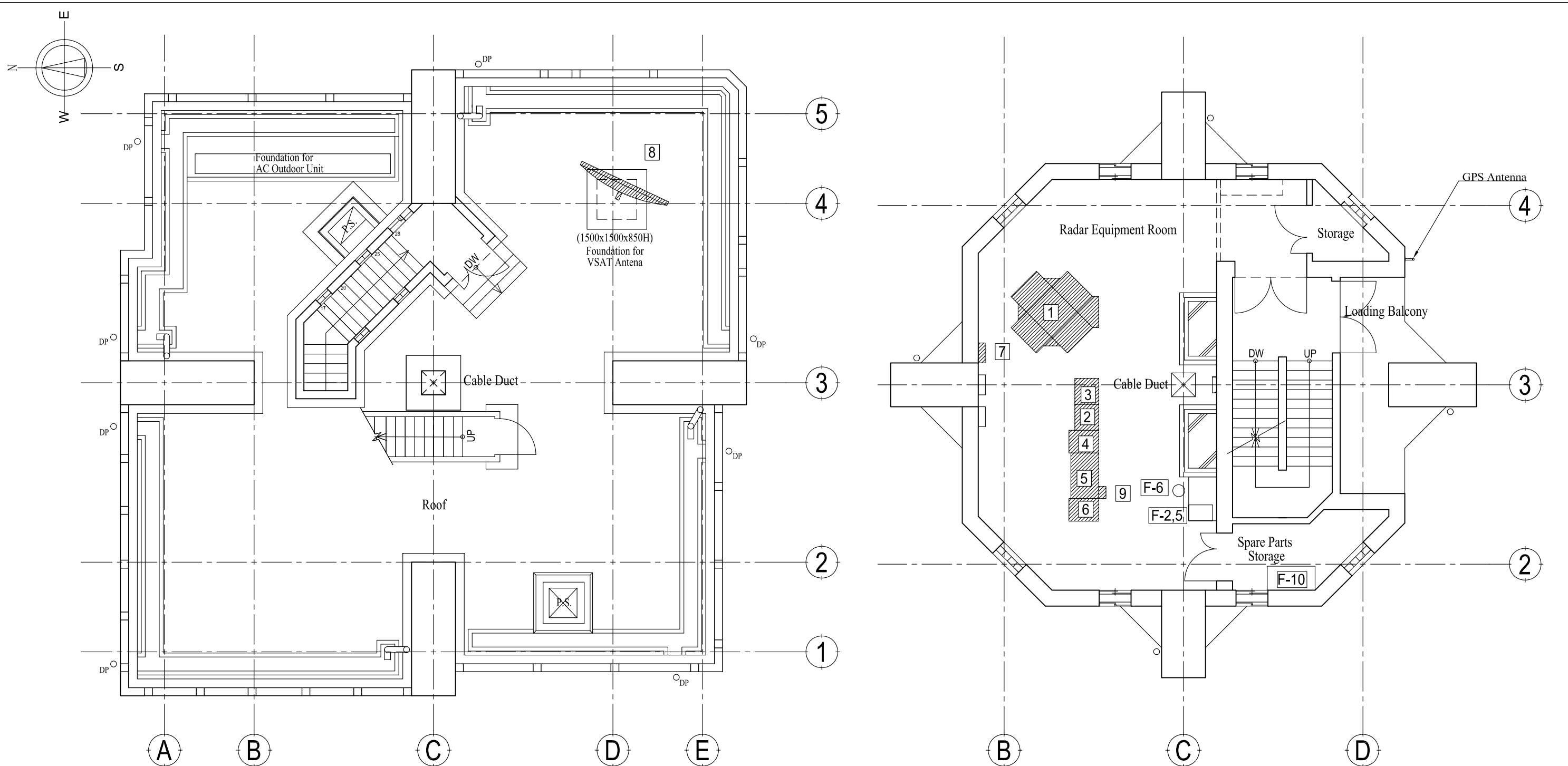
- 3 AVR
- 6 Isolation Transformer

**FURNITURE (CONSTRUCTION WORK)**

- F-1 Meeting Table
- F-2 Pedestal Desk (D700×W1100)
- F-3 Pedestal Desk (D700×W1400)
- F-4 Five-sided Corner Desk
- F-5 Drawer Unit with Casters
- F-6 Chair
- F-7 Lateral Filling Cabinet
- F-8 Cabinet with Double Hinged Door
- F-9 Top Panel
- F-10 Shelf with Double Hinged Door
- F-11 White Board (Movable Type)
- F-12 Pin Board (Wall Mounted Type)
- F-14 Network Equipment Rack

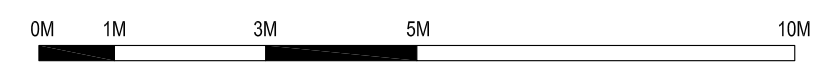
**1FL PLAN**





- FURNITURE (CONSTRUCTION WORK)**
- F-2 Pedestal Desk (D700×W1100)
  - F-5 Drawer Unit with Casters
  - F-6 Chair
  - F-10 Shelf with Double Hinged Door

- EQUIPMANT (EQUIPMENT WORK)**
- 1 Transmitter
  - 2 DRSP
  - 3 Antenna Controller & Dehydrator
  - 4 Data & Protocol Converter
  - 5 Radar TASK Controller
  - 6 VSAT In-Door Unit (IDU)
  - 7 Radar Power Maintenance Panel
  - 8 VSAT Antenna
  - 9 IP Phone Junction Box



**2FL PLAN**

**M4FL PLAN**

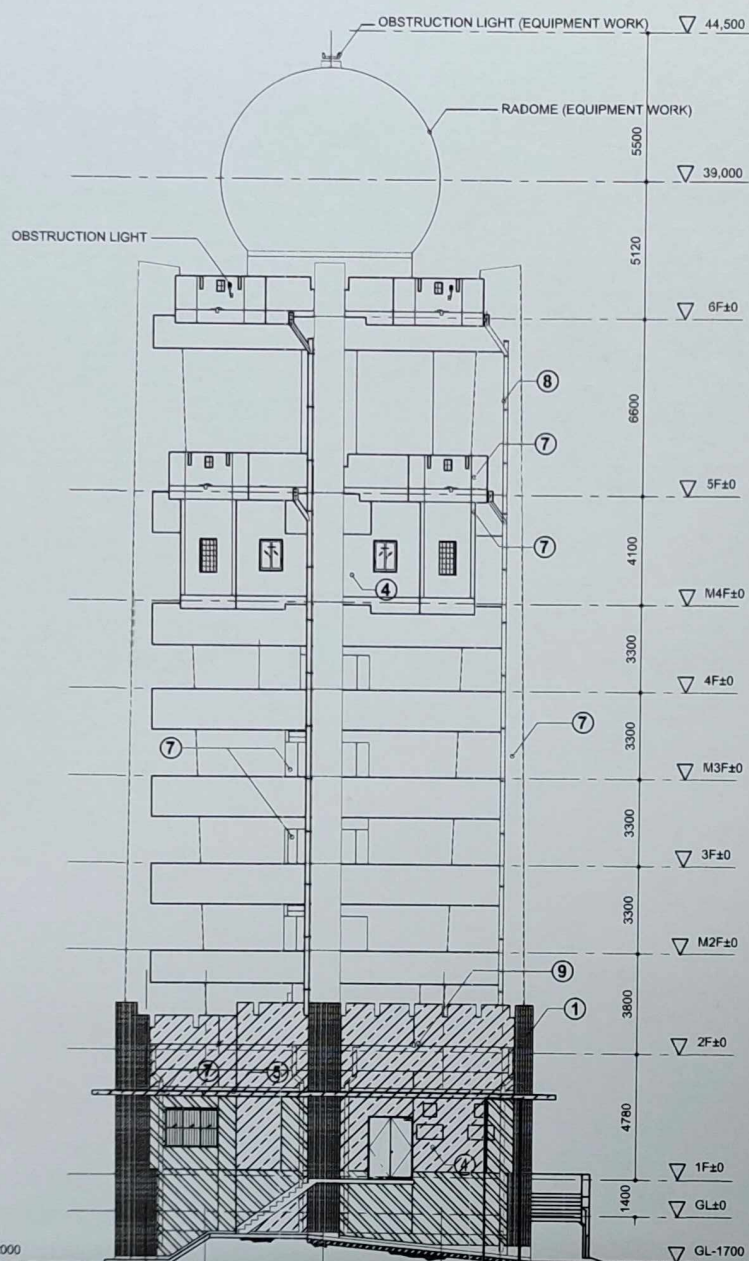
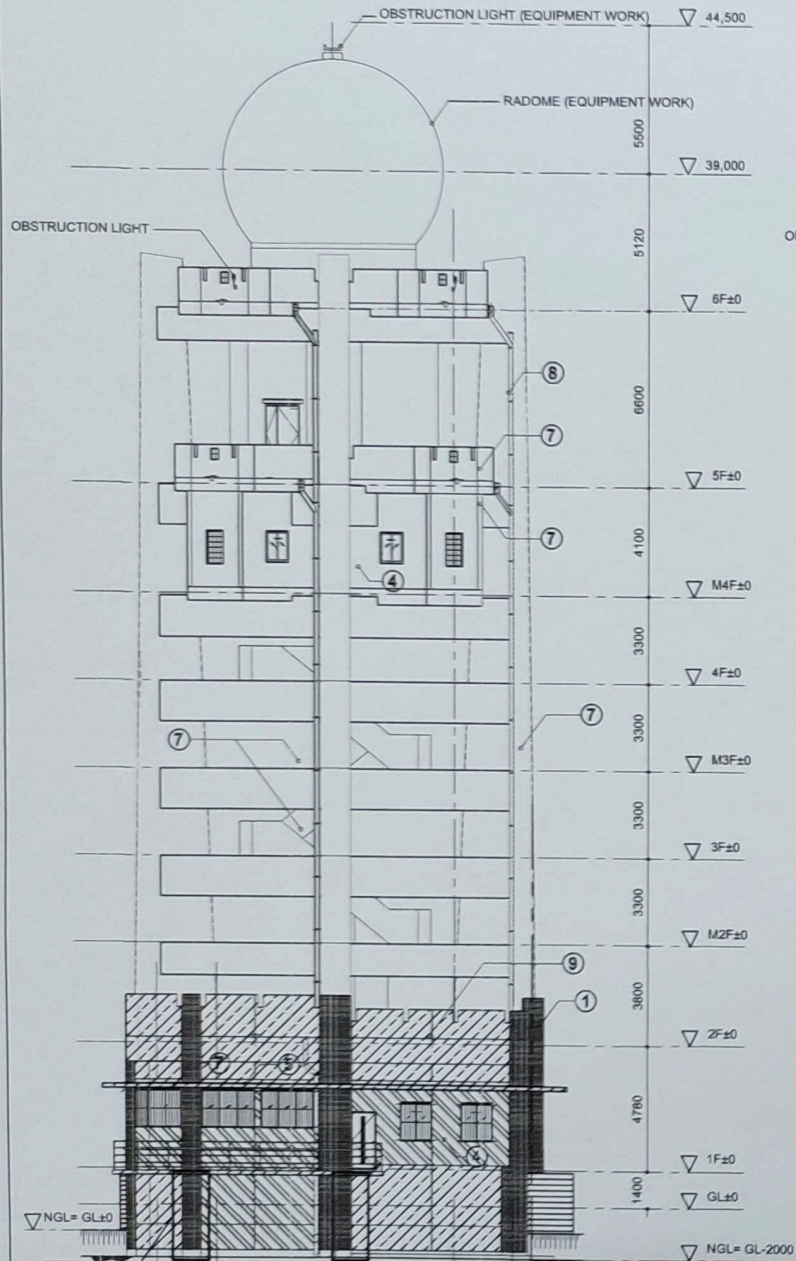
CONSORTIUM OF MARUBENI CORPORATION AND SHIMIZU CORPORATION  
 REPRESENTED BY MARUBENI CORPORATION  
 FOR  
 THE PROJECT FOR IMPROVEMENT OF THE METEOROLOGICAL RADAR SYSTEM  
 IN  
 THE REPUBLIC OF THE PHILIPPINES

**VIRAC METEOROLOGICAL RADAR TOWER BUILDING**

DRAWING TITLE  
**Equipment Layout Plan-2**

SCALE  
**1:100**

DRAWING No.  
**SPD-EQ-02(V)**




**LEGEND**

①	PORCELAIN TILE 45x95
②	PORCELAIN TILE 200x200
③	C.S.MORTAR T=30
④	C.S.MORTAR T=25, SPRAY TILE
⑤	WATERPROOF MORTAL T=30
⑥	FAIR-FACED CONCRETE MORTAL MENDING, EP
⑦	FAIR-FACED CONCRETE MORTAL MENDING, SPRAY TILE
⑧	RAIN LEADER PIPE: GALVANIZED STEEL PIPE 150A SPRAY TILE
⑨	OVERFLOW PIPE: GALVANIZED STEEL PIPE 100A, SPRAY TILE

REPLACE	
	REPAINT ONLY TOP COAT
	REPAINT WITH SPRAY TILE

REPLACE (TILE)	
④	: TOTAL 2m <sup>2</sup>
⑤	: TOTAL 2m <sup>2</sup>
⑥	: TOTAL 4m <sup>2</sup>



4 E D C 5 B A **EAST ELEVATION**

5 4 3 2 1 6 **NORTH ELEVATION**

CLIENT  
**PHILIPPINE ATMOSPHERIC, GEOPHYSICAL AND ASTRONOMICAL SERVICES ADMINISTRATION (PAGASA)**

CONSULTANT  
 CONTRACTOR

AS-BUILT DRAWINGS  
 THE PROGRAMME FOR REHABILITATION AND RECOVERY FROM TYPHOON YOLANDA (THE SUBPROJECT FOR REHABILITATION OF GUIUAN METEOROLOGICAL RADAR SYSTEM)  
 DRAWING TITLE: **ELEVATION 2**  
 SCALE: **1:200**  
 DRAWING NO: **A - 07**



### AFFIDAVIT OF SITE INSPECTION

I (Bidder's representative), of legal age, (civil status), Filipino and residing at (Address of the Bidder's representative) and presently working at (Company name) located at (Company Address) do hereby depose and say:

1. That I am the (designation of the bidder's representative) of (Company name), with office address located at (Company address);
2. That I have personally and physically inspected the project site on (date of visit), for the (Project name) located at (Project location);
3. That during the said inspection, I made an assessment of the project site taking into consideration the site profile, road accessibility or condition, right of way for the deployment of equipment and construction materials, nearby structures, peace and order in the community and other pertinent information relevant to the execution of the project;
4. That (Company name), if awarded the contract, can immediately commence work on the project, without complaints on being impeded by adverse actual site conditions;
5. That I am making this statement as part of the requirement for the Technical Proposal of (Company name) for the (Project name);

**IN WITNESS WHEREOF**, I hereby affix my signature this \_\_\_\_ day of \_\_\_\_\_, 2026, affiant exhibiting to me his/her (valid proof of identification of the bidder's representative) issued on \_\_\_\_\_ at \_\_\_\_\_, Philippines.

\_\_\_\_\_  
(Signature over printed name of the Bidder's representative)

**SIGNED IN THE PRESENCE OF:**

\_\_\_\_\_  
**JUAN T. PANTINO, JR.**  
CMO

**NOTARY PUBLIC**

Doc No. \_\_\_\_  
Page No. \_\_\_\_  
Book No. \_\_\_\_  
Series of 2026

*"tracking the sky...helping the country"*