

FY 2024

BUDGET & FINANCIAL ACCOUNTABILITY REPORT

**AGING OF DUE AND
DEMANDABLE OBLIGATIONS
(FAR NO. 3)**



AGING OF UNPAID OBLIGATIONS
As at December 31, 2024

Department : Department of Science and Technology (DOST)
 Agency/Entity : Philippine Atmospheric, Geophysical and Astronomical Services Administration
 Operating Unit : < not applicable >
 Organization Code (UACS) : 19 010 0000000
 Fund Cluster : 01 - Regular Agency Fund

(e.g. UACS Fund Cluster: 01-Regular Agency Fund, 02-Foreign Assisted Projects Fund, 03-Special Account-Locally Funded/Domestic Grants Fund, 04-Special Account-Foreign Assisted/Foreign Grants Fund, 05-Internally Generated Funds, 06-Business Related Funds and 07-Trust Receipts)

Name of Creditors	Obligation Request and Status			AGING OF UNPAID OBLIGATIONS							Remarks
	Number	Date	Amount	Amount	90 days & below	91 to 180 days	181 to 270 days	271 to 365/366 days	More than 1 year but less than 2 years	More than 2 years	
1	2	3	4	5=(6+7+8+9+10+11)	6	7	8	9	10	11	12
Due and Demandable Obligations(Accounts payable)*			118,160,698.71	118,160,698.71	711,320.00	4,848,489.00	2,296,316.40	24,862,826.10	3,040,023.84	82,401,723.37	
A.1 Current Year's Appropriations			32,718,951.50	32,718,951.50	711,320.00	4,848,489.00	2,296,316.40	24,862,826.10	0.00	0.00	
Maintenance and Other Operating Expenses			27,656,962.08	27,656,962.08	711,320.00	880,001.00	1,202,814.98	24,862,826.10	0.00	0.00	
CONVERGE INFORMATION AND COMMUNICATION TECH	2024-01-0951	2024-01-17	238,499.00	238,499.00	0.00	0.00	0.00	238,499.00	0.00	0.00	
E-COPY CORPORATION	2024-01-0484	2024-01-08	96,000.00	96,000.00	0.00	0.00	0.00	96,000.00	0.00	0.00	
FATIMA CLAIRE BOLOTAOLO	2024-12-6798	2024-12-23	5,760.00	5,760.00	5,760.00	0.00	0.00	0.00	0.00	0.00	
GORILLA TRADING	2024-07-4749	2024-07-29	408,300.00	408,300.00	0.00	408,300.00	0.00	0.00	0.00	0.00	
GP (EDWARD CAJUCOM ET AL)	2024-12-6801	2024-12-27	117,000.00	117,000.00	117,000.00	0.00	0.00	0.00	0.00	0.00	
JAPI PRINTZONE CORPORATION	2024-11-6632	2024-11-18	293,100.00	293,100.00	293,100.00	0.00	0.00	0.00	0.00	0.00	
JJJ NEWSPAPERS & MAGAZINES	2024-03-2450	2024-03-22	6,600.00	6,600.00	0.00	0.00	0.00	6,600.00	0.00	0.00	
LIFEGUARD ARCHANGELS SECURITY AGENCY CORPORATION	2024-03-2210	2024-03-14	4,070,295.05	4,070,295.05	0.00	0.00	0.00	4,070,295.05	0.00	0.00	
MANILA ALLIED MANAGEMENT SERVICE COOPERATIVE	2024-03-2211	2024-03-14	1,743,432.05	1,743,432.05	0.00	0.00	0.00	1,743,432.05	0.00	0.00	
NITROX ENTERPRISES	2024-03-2323	2024-03-18	53,000.00	53,000.00	0.00	0.00	0.00	53,000.00	0.00	0.00	
NITROX ENTERPRISES	2024-09-5888	2024-09-23	95,600.00	95,600.00	0.00	95,600.00	0.00	0.00	0.00	0.00	
NITROX ENTERPRISES	2024-09-5965	2024-09-24	43,200.00	43,200.00	0.00	43,200.00	0.00	0.00	0.00	0.00	
NITROX ENTERPRISES	2024-10-6343	2024-10-10	15,900.00	15,900.00	15,900.00	0.00	0.00	0.00	0.00	0.00	
PECCI	2024-09-5733	2024-09-16	37,500.00	37,500.00	0.00	37,500.00	0.00	0.00	0.00	0.00	
PECCI	2024-12-6701	2024-12-03	27,300.00	27,300.00	27,300.00	0.00	0.00	0.00	0.00	0.00	
PECCI	2024-12-6799	2024-12-26	10,000.00	10,000.00	10,000.00	0.00	0.00	0.00	0.00	0.00	
PECCI	2024-12-6802	2024-12-27	12,350.00	12,350.00	12,350.00	0.00	0.00	0.00	0.00	0.00	
PECCI	2024-12-6803	2024-12-27	84,000.00	84,000.00	84,000.00	0.00	0.00	0.00	0.00	0.00	
PECCI	2024-12-6804	2024-12-27	20,000.00	20,000.00	20,000.00	0.00	0.00	0.00	0.00	0.00	
PREMIER PHYSIC METROLOGIE CO	2024-07-4580	2024-07-17	40,000.00	40,000.00	0.00	40,000.00	0.00	0.00	0.00	0.00	
SMS GLOBAL TECHNOLOGIES, INC.	2024-01-0416	2024-01-08	160,000.00	160,000.00	0.00	0.00	0.00	160,000.00	0.00	0.00	
STATE ALLIANCE ENTERPRISES, INC.	2024-01-0952	2024-01-17	18,495,000.00	18,495,000.00	0.00	0.00	0.00	18,495,000.00	0.00	0.00	
TGS FASTFOOD AND CATERING SERVICES	2024-12-6778	2024-12-17	24,500.00	24,500.00	24,500.00	0.00	0.00	0.00	0.00	0.00	
TRANS PILIPINAS POWER & AUTUMATION, INC	2024-05-3258	2024-05-07	67,114.98	67,114.98	0.00	0.00	67,114.98	0.00	0.00	0.00	
VIVA SALES ENTERPRISES	2024-10-6366	2024-10-10	46,410.00	46,410.00	46,410.00	0.00	0.00	0.00	0.00	0.00	
WEATHER BUREAU MULTIPURPOSE COOPERATIVE	2024-06-3968	2024-06-19	85,700.00	85,700.00	0.00	0.00	85,700.00	0.00	0.00	0.00	
WEATHER BUREAU MULTIPURPOSE COOPERATIVE	2024-07-4383	2024-07-09	56,100.00	56,100.00	0.00	56,100.00	0.00	0.00	0.00	0.00	
WEATHER BUREAU MULTIPURPOSE COOPERATIVE	2024-07-4625	2024-07-17	134,301.00	134,301.00	0.00	134,301.00	0.00	0.00	0.00	0.00	
WEATHER BUREAU MULTIPURPOSE COOPERATIVE	2024-07-4762	2024-07-29	65,000.00	65,000.00	0.00	65,000.00	0.00	0.00	0.00	0.00	
WEATHER BUREAU MULTIPURPOSE COOPERATIVE	2024-11-6568	2024-11-04	55,000.00	55,000.00	55,000.00	0.00	0.00	0.00	0.00	0.00	
WEST POINT ENGINEERING SUPPLIES, INC.	2024-05-3684	2024-05-31	1,050,000.00	1,050,000.00	0.00	0.00	1,050,000.00	0.00	0.00	0.00	
Capital Outlays			5,061,989.42	5,061,989.42	0.00	3,968,488.00	1,093,501.42	0.00	0.00	0.00	
AMERICAN TECHNOLOGIES, INC	2024-09-5865	2024-09-19	1,918,488.00	1,918,488.00	0.00	1,918,488.00	0.00	0.00	0.00	0.00	
DOMESTIC TRADING CORPORATION	2024-09-5866	2024-09-19	2,050,000.00	2,050,000.00	0.00	2,050,000.00	0.00	0.00	0.00	0.00	
MALAGUENA CONSTRUCTION	2024-06-3873	2024-06-11	1,093,501.42	1,093,501.42	0.00	0.00	1,093,501.42	0.00	0.00	0.00	
Sub-total			32,718,951.50	32,718,951.50	711,320.00	4,848,489.00	2,296,316.40	24,862,826.10	0.00	0.00	
A.2 Prior Years' Appropriations			85,441,747.21	85,441,747.21	0.00	0.00	0.00	0.00	3,040,023.84	82,401,723.37	
Maintenance and Other Operating Expenses			3,106,468.84	3,106,468.84	0.00	0.00	0.00	0.00	3,040,023.84	66,445.00	

Department : Department of Science and Technology (DOST)
Agency/Entity : Philippine Atmospheric, Geophysical and Astronomical Services Administration
Operating Unit : < not applicable >
Organization Code (UACS) : 19 010 0000000
Fund Cluster : 01 - Regular Agency Fund


(e.g. UACS Fund Cluster: 01-Regular Agency Fund, 02-Foreign Assisted Projects Fund, 03-Special Account-Locally Funded/Domestic Grants Fund, 04-Special Account-Foreign Assisted/Foreign Grants Fund, 05-Internally Generated Funds, 06-Business Related Funds and 07-Trust Receipts)

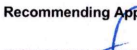
Name of Creditors	Obligation Request and Status			AGING OF UNPAID OBLIGATIONS							Remarks
	Number	Date	Amount	Amount	90 days & below	91 to 180 days	181 to 270 days	271 to 365/366 days	More than 1 year but less than 2 years	More than 2 years	
1	2	3	4	5=(6+7+8+9+10+11)	6	7	8	9	10	11	12
DEVELOPMENT ACADEMY OF THE PHILIPPINES	2023-01-0663	2023-01-17	2,199,375.00	2,199,375.00	0.00	0.00	0.00	0.00	2,199,375.00	0.00	
MASBATE ELECTRIC COOPERATIVE INC	2023-04-2831	2023-04-19	490,598.84	490,598.84	0.00	0.00	0.00	0.00	490,598.84	0.00	
NITROX ENTERPRISES	2023-04-2613	2023-04-11	58,200.00	58,200.00	0.00	0.00	0.00	0.00	58,200.00	0.00	
NITROX ENTERPRISES	2023-04-2615	2023-04-11	61,000.00	61,000.00	0.00	0.00	0.00	0.00	61,000.00	0.00	
PERRY-A OFFICE SUPPLIES AND EQUIPMENT TRADING	2021-08-4025	2021-08-12	29,725.00	29,725.00	0.00	0.00	0.00	0.00	0.00	29,725.00	
RAF TIRE TRADING	2023-01-0846	2023-01-18	24,000.00	24,000.00	0.00	0.00	0.00	0.00	24,000.00	0.00	
STATE ALLIANCE ENTERPRISES INC	2023-02-1493	2023-02-03	123,500.00	123,500.00	0.00	0.00	0.00	0.00	123,500.00	0.00	
TRIPLEX ENTERPRISES, INC.	2021-05-2146	2021-05-12	36,720.00	36,720.00	0.00	0.00	0.00	0.00	0.00	36,720.00	
WEATHER BUREAU MULTIPURPOSE COOPERATIVE	2023-04-2938	2023-04-27	83,350.00	83,350.00	0.00	0.00	0.00	0.00	83,350.00	0.00	
Capital Outlays			82,335,278.37	82,335,278.37	0.00	0.00	0.00	0.00	0.00	82,335,278.37	
JAPAN RADIO CORPORATION	2018-12-7356	2018-12-28	82,335,278.37	82,335,278.37	0.00	0.00	0.00	0.00	0.00	82,335,278.37	
Sub-total			85,441,747.21	85,441,747.21	0.00	0.00	0.00	0.00	3,040,023.84	82,401,723.37	
Total			118,160,698.71	118,160,698.71	711,320.00	4,848,489.00	2,296,316.40	24,862,826.10	3,040,023.84	82,401,723.37	
Not Yet Due and Demandable Obligations*			691,574,333.12	691,574,333.12	12,227,713.87	134,139,524.37	60,485,021.46	199,137,632.28	12,290,229.79	273,294,211.35	
B.1 Current Year's Appropriations			405,989,891.98	405,989,891.98	12,227,713.87	134,139,524.37	60,485,021.46	199,137,632.28	0.00	0.00	
Maintenance and Other Operating Expenses			93,488,478.90	93,488,478.90	3,155,372.00	21,086,215.00	46,733,463.62	22,513,428.28	0.00	0.00	
ADHESSA CORPORATION	2024-12-6739	2024-12-09	33,500.00	33,500.00	33,500.00	0.00	0.00	0.00	0.00	0.00	
AMERICAN TECHNOLOGIES, INC	2024-05-3559	2024-05-21	200,000.00	200,000.00	0.00	0.00	200,000.00	0.00	0.00	0.00	
AVTECH INFORMATION TECHNOLOGY SOLUTIONS, INC	2024-05-3596	2024-05-28	620,000.00	620,000.00	0.00	0.00	620,000.00	0.00	0.00	0.00	
BOSTON BUILDER'S CENTER	2024-09-5458	2024-09-04	277,625.00	277,625.00	0.00	277,625.00	0.00	0.00	0.00	0.00	
COFFEL AIRE INDUSTRIES INC	2024-01-0417	2024-01-08	224,025.00	224,025.00	0.00	0.00	0.00	224,025.00	0.00	0.00	
CONCEPCION-OTIS PHILIPPINES, INC	2024-02-1532	2024-02-01	22,635.80	22,635.80	0.00	0.00	0.00	22,635.80	0.00	0.00	
DC HOMEBUILDERS HARDWARE & CONSTRUCTION SUPPLIES	2024-12-6749	2024-12-11	11,908.00	11,908.00	11,908.00	0.00	0.00	0.00	0.00	0.00	
EBIZOLUTION INC	2024-09-5788	2024-09-10	1,813,000.00	1,813,000.00	0.00	1,813,000.00	0.00	0.00	0.00	0.00	
FATIMA CLAIRE BOLOTAOLO	2024-12-6798	2024-12-23	5,760.00	5,760.00	5,760.00	0.00	0.00	0.00	0.00	0.00	
GP (EDWARD CAJUCOM ET AL)	2024-12-6801	2024-12-27	117,000.00	117,000.00	117,000.00	0.00	0.00	0.00	0.00	0.00	
INTEGRATED COMPUTER SYSTEMS, INC	2024-10-6456	2024-10-18	2,987,204.00	2,987,204.00	2,987,204.00	0.00	0.00	0.00	0.00	0.00	
JAPAN RADIO CO., LTD	2024-04-2705	2024-04-11	29,154,067.12	29,154,067.12	0.00	0.00	29,154,067.12	0.00	0.00	0.00	
MANILA ALLIED MANAGEMENT SERVICE COOPERATIVE	2024-03-2211	2024-03-14	2,017,150.82	2,017,150.82	0.00	0.00	0.00	2,017,150.82	0.00	0.00	
PAGASA	2024-09-5924	2024-09-23	18,995,590.00	18,995,590.00	0.00	18,995,590.00	0.00	0.00	0.00	0.00	
STATE ALLIANCE ENTERPRISES, INC.	2024-01-0952	2024-01-17	20,249,616.66	20,249,616.66	0.00	0.00	0.00	20,249,616.66	0.00	0.00	
STATE ALLIANCE ENTERPRISES, INC.	2024-05-3165	2024-05-07	16,759,396.50	16,759,396.50	0.00	0.00	16,759,396.50	0.00	0.00	0.00	
Capital Outlays			312,501,413.08	312,501,413.08	9,072,341.87	113,053,309.37	13,751,557.84	176,624,204.00	0.00	0.00	
3'S POWER SYSTEM	2024-11-6596	2024-11-07	407,430.00	407,430.00	407,430.00	0.00	0.00	0.00	0.00	0.00	
85 AQUARIUS BUILDERS CORPORATION	2024-07-4325	2024-07-02	7,130,343.99	7,130,343.99	0.00	0.00	7,130,343.99	0.00	0.00	0.00	
CFV ARAR CONTRACTORS, PHILS.. INC	2024-07-4323	2024-07-02	4,432,908.24	4,432,908.24	0.00	0.00	4,432,908.24	0.00	0.00	0.00	
CPR CONSTRUCTION AND SUPPLY INC	2024-04-2713	2024-04-11	331,895.28	331,895.28	0.00	0.00	331,895.28	0.00	0.00	0.00	
DOMESTIC TRADING CORPORATION	2024-11-6638	2024-11-20	3,335,807.97	3,335,807.97	3,335,807.97	0.00	0.00	0.00	0.00	0.00	
GHR CONSTRUCTION	2024-10-6437	2024-10-18	5,329,103.90	5,329,103.90	5,329,103.90	0.00	0.00	0.00	0.00	0.00	
HIGH-BEAM CONSTRUCTION	2024-04-2790	2024-04-12	391,682.02	391,682.02	0.00	0.00	391,682.02	0.00	0.00	0.00	
ITP CONSTRUCTION, INC.	2024-08-5092	2024-08-13	29,245,324.61	29,245,324.61	0.00	29,245,324.61	0.00	0.00	0.00	0.00	
MALAGUENA CONSTRUCTION	2024-06-3873	2024-06-11	1,464,728.31	1,464,728.31	0.00	0.00	1,464,728.31	0.00	0.00	0.00	
STATE ALLIANCE ENTERPRISES, INC.	2024-01-0950	2024-01-17	176,624,204.00	176,624,204.00	0.00	0.00	0.00	176,624,204.00	0.00	0.00	
TEKZONE COMPUTER SALES AND SERVICES INC	2024-08-5159	2024-08-16	71,990,000.00	71,990,000.00	0.00	71,990,000.00	0.00	0.00	0.00	0.00	
TEKZONE COMPUTER SALES AND SERVICES INC	2024-09-5436	2024-09-04	11,817,984.76	11,817,984.76	0.00	11,817,984.76	0.00	0.00	0.00	0.00	


Department : Department of Science and Technology (DOST)
 Agency/Entity : Philippine Atmospheric, Geophysical and Astronomical Services Administration
 Operating Unit : < not applicable >
 Organization Code (UACS) : 19 010 0000000
 Fund Cluster : 01 - Regular Agency Fund

(e.g. UACS Fund Cluster: 01-Regular Agency Fund, 02-Foreign Assisted Projects Fund, 03-Special Account-Locally Funded/Domestic Grants Fund, 04-Special Account-Foreign Assisted/Foreign Grants Fund, 05-Internally Generated Funds, 06-Business Related Funds and 07-Trust Receipts)

Name of Creditors	Obligation Request and Status			AGING OF UNPAID OBLIGATIONS							Remarks
	Number	Date	Amount	Amount	90 days & below	91 to 180 days	181 to 270 days	271 to 365/366 days	More than 1 year but less than 2 years	More than 2 years	
1	2	3	4	5=(6+7+8+9+10+11)	6	7	8	9	10	11	12
Sub-total			405,989,891.98	405,989,891.98	12,227,713.87	134,139,524.37	60,485,021.46	199,137,632.28	0.00	0.00	
B.2 Prior Years' Appropriations			285,584,441.14	285,584,441.14	0.00	0.00	0.00	0.00	12,290,229.79	273,294,211.35	
Maintenance and Other Operating Expenses			19,854,093.58	19,854,093.58	0.00	0.00	0.00	0.00	12,290,229.79	7,563,863.79	
DOMESTIC TRADING CORPORATION	2023-02-1607	2023-02-09	4,952,000.00	4,952,000.00	0.00	0.00	0.00	0.00	4,952,000.00	0.00	
INDUSTRIAL ELECRO-COMMUNICATIONS, INC.	2021-12-6756	2021-12-29	99,989.12	99,989.12	0.00	0.00	0.00	0.00	0.00	99,989.12	
INTEGRATED COMPUTER SYSTEMS, INC	2023-08-4899	2023-08-04	29,566.79	29,566.79	0.00	0.00	0.00	0.00	29,566.79	0.00	
JAPAN RADIO CO., LTD., PHIL. BRANCH OFFICE	2017-11-6396	2017-11-08	3,907,493.87	3,907,493.87	0.00	0.00	0.00	0.00	0.00	3,907,493.87	
JAPAN RADIO CO. LTD., PHILIPPINE BRANCH OFFICE	2019-06-2985	2019-06-04	3,556,380.80	3,556,380.80	0.00	0.00	0.00	0.00	0.00	3,556,380.80	
JAPAN RADIO CO. LTD PHILIPPINE BRANCH OFFICE	2023-09-5305	2023-09-08	7,308,663.00	7,308,663.00	0.00	0.00	0.00	0.00	7,308,663.00	0.00	
Capital Outlays			265,730,347.56	265,730,347.56	0.00	0.00	0.00	0.00	0.00	265,730,347.56	
COMPUCARE CORPORATION	2016-11-7069	2016-11-30	1,662,310.00	1,662,310.00	0.00	0.00	0.00	0.00	0.00	1,662,310.00	
CPR CONSTRUCTION & SUPPLY INC.	2017-12-8053	2017-12-29	3,626,905.47	3,626,905.47	0.00	0.00	0.00	0.00	0.00	3,626,905.47	
CPR CONSTRUCTION AND SUPPLY INC	2018-10-5262	2018-10-10	6,941,382.81	6,941,382.81	0.00	0.00	0.00	0.00	0.00	6,941,382.81	
DOMESTIC CORPORATION	2020-01-0557	2020-01-21	1,814,274.00	1,814,274.00	0.00	0.00	0.00	0.00	0.00	1,814,274.00	
DOMESTIC TRADING CORPORATION	2020-12-5625	2020-12-22	65,000,000.00	65,000,000.00	0.00	0.00	0.00	0.00	0.00	65,000,000.00	
HIGH BEAM CONSTRUCTION	2021-12-6581	2021-12-23	1,255,321.64	1,255,321.64	0.00	0.00	0.00	0.00	0.00	1,255,321.64	
ITP CONSTRUCTION	2017-12-8058	2017-12-29	115,166,034.56	115,166,034.56	0.00	0.00	0.00	0.00	0.00	115,166,034.56	
JAPAN RADIO CO., LTD.	2021-12-6580	2021-12-23	67,999,985.45	67,999,985.45	0.00	0.00	0.00	0.00	0.00	67,999,985.45	
JAPAN RADIO CORPORATION	2018-12-7356	2018-12-28	2,264,133.63	2,264,133.63	0.00	0.00	0.00	0.00	0.00	2,264,133.63	
Sub-total			285,584,441.14	285,584,441.14	0.00	0.00	0.00	0.00	12,290,229.79	273,294,211.35	
Total			691,574,333.12	691,574,333.12	12,227,713.87	134,139,524.37	60,485,021.46	199,137,632.28	12,290,229.79	273,294,211.35	
GRAND TOTAL			809,735,031.83	809,735,031.83	12,939,033.87	138,988,013.37	62,781,337.86	224,000,458.38	15,330,253.63	355,695,934.72	
Total Current Year Appropriations			438,708,843.48	438,708,843.48	12,939,033.87	138,988,013.37	62,781,337.86	224,000,458.38	0.00	0.00	
Total Prior Years' Appropriations			371,026,188.35	371,026,188.35	0.00	0.00	0.00	0.00	15,330,253.63	355,695,934.72	

Certified Correct:

 BERNARD LOUISE C. DATUIN
 Chief, Accounting Section
 Date: January 29, 2025 02:18 PM

Recommending Approval By:

 JOSE DANIEL C. SUAREZ
 Chief, Financial, Planning and Management Division
 Date: January 29, 2025 03:02 PM

Approved By:

 NATHANIEL T. SERVANDO, PH.D.
 Administrator
 Date: January 29, 2025 03:04 PM