

**ANNEX B  
GOVERNMENT PROCUREMENT POLICY BOARD  
CONSOLIDATED PROCUREMENT MONITORING REPORT**

Name of Agency: PAGASA


Period Covered: FY 2020


	Total Amount of Approved APP	Total Number of Procurement Activities	No. of Contracts Awarded	Total Amount of Contracts Awarded	No. of Failed Biddings	Total No. of Entities who Acquired Bid Docs	Total No. of Bidders who Submitted Bids	Total No. of Bidders who passed Eligibility Stage	No. of Bid Opportunities Posted at PhilGEPS	No. of Contract Award Posted at PhilGEPS	Total No. Of Contracts that incurred negative slippage	Total No. of contracts with amendments to order or variation orders	No. of Contracts Awarded within prescribed timeframes
Column 1	Column 2	Column 3	Column 4	Column 5	Column 6	Column 7	Column 8	Column 9	Column 10	Column 11	Column 12	Column 13	Column 14
<b>1. Public Bidding*</b>													
1.1. Goods	210,561,410.13	14	9	157,391,195.70	5	11	9	9	14	9	0	0	9
1.2. Works	50,298,809.23	14	7	15,482,960.06	7	14	12	7	14	7	0	0	7
1.3. Consulting Services													
<b>Sub-Total</b>	<b>260,860,219.36</b>	<b>28</b>	<b>16</b>	<b>172,874,155.76</b>	<b>12</b>	<b>25</b>	<b>21</b>	<b>16</b>	<b>28</b>	<b>16</b>	<b>0</b>	<b>0</b>	<b>16</b>
<b>2. Alternative Modes</b>													
2.1.1 Shopping (52.1 a above 50K)	8,623,978.06	42	48	8,047,559.50						48			
2.1.2 Shopping (52.1 b above 50K)	18,763,479.50	106	105	16,157,451.23					106	105			
2.1.3 Other Shopping	8,588,989.32	1,723	1,723	8,198,471.07						74			
2.2.1 Direct Contracting (above 50K)	2,642,000.00	3	2	1,049,552.00						2			
2.2.2 Direct Contracting (50K or less)	85,590.60	3	3	85,590.60									
2.3.1 Repeat Order (above 50K)										0			
2.3.2 Repeat Order (50K or less)													
2.4. Limited Source Bidding													
2.5.1 Negotiation (Common-Use Supplies)	1,521,113.61	31	31	556,402.82									
2.5.2 Negotiation (Recognized Government Printers)													
2.5.3 Negotiation (TFB 53.1)	3,550,000.00	2	1	1,715,432.00					2	1			
2.5.4 Negotiation (SVP 53.9 above 50K)	24,293,803.55	99	98	22,779,952.44					99	98			
2.5.5 Other Negotiated Procurement (Others above 50K)	4,085,667.77	13	12	3,438,899.77						12			
2.5.6 Other Negotiated Procurement (50K or less)	120,372.00	8	8	106,896.00									
<b>Sub-Total</b>	<b>72,274,994.41</b>	<b>2,030</b>	<b>2,031</b>	<b>62,136,207.43</b>					<b>207</b>	<b>340</b>			
<b>3. Foreign Funded Procurement**</b>													
3.1. Publicly-Bid													
3.2. Alternative Modes													
<b>Sub-Total</b>	<b>0.00</b>	<b>0</b>	<b>0</b>	<b>0.00</b>									
<b>4. Others, specify:</b>													
<b>TOTAL</b>	<b>333,135,213.77</b>	<b>2,058</b>	<b>2,047</b>	<b>235,010,363.19</b>									


\* Should include foreign-funded publicly-bid projects per procurement type

\*\* All procurement using Foreign Funds excluding National Competitive Bidding (NCB) contracts; conversion to peso will be at BSP rates at the time the bids/quotations were submitted

  
Remia D. Paulo  
Head, BAC Secretariat

  
Edna L. Juanillo  
Chairperson, PAGASA-BAC for Infrastructure Projects

  
Landrico U. Dalida Jr., Ph.D.  
Chairperson, PAGASA-BAC for Goods and Consulting Services

  
Vicente B. Malano, Ph.D.  
Head of the Procuring Entity