

Quarterly Physical Report of Operations

**For the Quarter Ending
December**

QUARTERLY PHYSICAL REPORT OF OPERATION

For the Quarter Ending December, 2013

Department of Science and Technology (DOST)

Philippine Atmospheric, Geophysical and Astronomical Services Administration

Program / Activity / Project (1)	Performance Measures (2)	Physical Target (3)	Accomplishment (4)	Variance (%) (5)	Remarks (6)
<p>A. PROGRAMS</p> <p>MFO 1 Forecast and warning services on weather, flood, climate, astronomy and extreme weather events</p> <p>P / A / Ps</p> <p>A.III.a.1 Number of weather information packages prepared and issued:</p> <ul style="list-style-type: none"> ▪ Public weather forecasts ▪ Shipping forecasts ▪ Tropical Cyclone 	<p>1. No. of timely and accurate forecasts on weather, flood and climate</p> <p>2. No. of timely and accurate warnings on weather, flood and climate (as necessary)</p> <p>3. No. of astronomical services: No of clients served</p> <p>- No. of information of different astronomical events (near earth objects such as asteroids, meteorites, etc) issued</p>	<p>184</p> <p>184</p> <p>Whenever TC enters PAR</p>	<p>184</p> <p>184</p> <p>9</p>		<p><i>Ty Quedan (Sept. 29-Oct.5), Ty Ramil (Oct.6-7), Ty Santi (Oct.8-13), Ty Tino (Oct.14-15), Ty Urduja (Oct.22-24), Ty Vinta (Oct.29-Nov.1), TD Wilma (Nov. 4), Ty Yolanda (Nov. 6-9), TD Zoraida (Nov. 11-12)</i></p>

QUARTERLY PHYSICAL REPORT OF OPERATION

For the Quarter Ending December, 2013

Department of Science and Technology (DOST)

Philippine Atmospheric, Geophysical and Astronomical Services Administration

Program / Activity / Project (1)	Performance Measures (2)	Physical Target (3)	Accomplishment (4)	Variance (%) (5)	Remarks (6)
- Advisories		4	11		
- International Warnings		54	98		
- Severe Weather Bulletin		30	81		
- Hourly updates		As need arises	335		
▪ Aviation weather forecasts & flight enroute documentations		4,692	4,692		
▪ Gale Warning/Weather Advisories for extreme climate events		As need arises	179		
▪ Forecasts/advisories/warnings/ bulletins disseminated to regular clients and other various clients		76,360	208,130		
▪ Special Forecast for Selected provinces (Mt. Pinatubo Lahar affected areas, Mt. Mayon and other selected areas)		92	92		
▪ Special weather forecasts for selected Asian cities/Philippine cities/municipalities		92	92		
▪ Weather maps plotted and analyzed		5,152	2,067		
▪ Incorporation of MSL pressure, wind charts, satellite picture in public and shipping weather forecasts		1,108	1,671		
▪ Public & shipping weather forecasts and Asian and Philippine cities municipalities incorporated in PAGASA Website		368	368		
▪ Advisory/warning/bulletin incorporated in PAGASA Web page		140	190		
A.III.a.2					
Number of flood bulletins/advisories/ situationers and hydromet/hydrologic information prepared and issued:					
▪ Flood bulletin for the telemetered Pampanga, Agno, Bicol and Cagayan (PABC) river basins		54	35		

QUARTERLY PHYSICAL REPORT OF OPERATION

For the Quarter Ending December, 2013

Department of Science and Technology (DOST)

Philippine Atmospheric, Geophysical and Astronomical Services Administration

Program / Activity / Project (1)	Performance Measures (2)	Physical Target (3)	Accomplishment (4)	Variance (%) (5)	Remarks (6)
<ul style="list-style-type: none"> ▪ General flood advisories for the non-telemetered river basins 		30	608		CAR: 7; Reg.1: 7; Reg.2: 10; Reg.3: 36; NCR: 7;Reg.4A: 39; Reg.4B: 40; Reg.5: 55; Reg.6: 33; Reg.7: 32; Reg.8: 49; Reg.9: 52; Reg.10: 53; Reg.11: 45; Reg.12: 38; Reg.13: 49; ARMM: 44; PRB-4; ARB-1; BRB-5 & CRB-2
<ul style="list-style-type: none"> ▪ Daily hydrological forecasts for PABC river basins during non-flood watch 		341	333		
<p>A.III.a.3 Number of flood bulletins/warning information for Angat & Pantabangan Dams Operations prepared and issued:</p>					
<ul style="list-style-type: none"> ▪ Flood bulletins/warning information 		2	3		
<ul style="list-style-type: none"> ▪ Station-days of Angat/Pantabangan dam operations real-time (telemetered) hydro data acquired 		300	337		
<ul style="list-style-type: none"> ▪ Station-months of Angat/Pantabangan dam operations real-time (telemetered) hydro data primary processed 		15	30		
<p>A.III.a.4 Number of flood bulletins/warning information for Binga/Ambuklao and Magat Dam Operations prepared and issued:</p>					
<ul style="list-style-type: none"> ▪ Flood bulletins/ warning information 		3	5		
<ul style="list-style-type: none"> ▪ Station-days of Binga/ Ambuklao & Magat dam operations real-time (telemetered) hydro data acquired 		300	331		

QUARTERLY PHYSICAL REPORT OF OPERATION

For the Quarter Ending December, 2013

Department of Science and Technology (DOST)

Philippine Atmospheric, Geophysical and Astronomical Services Administration

Program / Activity / Project (1)	Performance Measures (2)	Physical Target (3)	Accomplishment (4)	Variance (%) (5)	Remarks (6)
<ul style="list-style-type: none"> • Station-months of Binga/ Ambuklao & Magat dam operations real-time (telemetered) hydro data primary processed 		20	57		
A.II.a.1 No. of Farm Weather Forecasting and Advisory Services provided: <ul style="list-style-type: none"> ▪ Daily Farm Weather Forecasts and Advisories (FWFA) issued ▪ Tropical Cyclone Warnings and Advisories (TCWA) for Agriculture issued ▪ Ten-day Regional Agri-weather Forecasts and Advisories ▪ Ten-day Regional Agro-climatic Review and Outlook for Agriculture 		92	92 issued and 10,764 copies disseminated 22 TCWA issued to 2,574 recipients		<i>All issuances were posted in the internet</i>
		Whenever TC threatens PAR	9 issued and 810 copies disseminated.		<i>Agri-weather updates aired live daily (except Sun) at DZRM radio.</i>
		9	9 issued and 810 copies disseminated.		
Number of Special Observations Gathered and Collected: <ul style="list-style-type: none"> ▪ Ozone observations 		222	217 ozone observations conducted (cloudy skies) and 12 calibrations made		<i>Less observation due to cloudy skies</i>
No. of Special Observation Stations Operated and Maintained: <ul style="list-style-type: none"> • Ozone monitoring station • VSS Station 		1	1		
		10	10		
A.II.b Number of Technical In-house Training Courses conducted with number of participants		2 In-house Technical Training Courses conducted to 35 participants:	2 / 34		

QUARTERLY PHYSICAL REPORT OF OPERATION

For the Quarter Ending December, 2013

Department of Science and Technology (DOST)

Philippine Atmospheric, Geophysical and Astronomical Services Administration

Program / Activity / Project (1)	Performance Measures (2)	Physical Target (3)	Accomplishment (4)	Variance (%) (5)	Remarks (6)
<p>Number of Non-Technical In-house Training Courses conducted with number of participants</p> <p>Number of scholarships granted/supported:</p> <p>Number of Local scholarships / fellowships with number of participants:</p> <p>Number of Foreign / fellowships with number of participants</p> <p>Number of Library users assisted</p>		<p>2 In-house Non-Technical Training Courses conducted to 50 participants:</p> <p>--</p> <p>5 local / 6 participants</p> <p>5 foreign / 6 participants</p> <p>250</p>	<p>2 / 57</p> <p>3 Full Scholars, MS in Meteorology Hendawitharana Gayana (Sri Lanka), John Manalo (Philippines), John Ariel T. Rojas (Philippines)</p> <p>Partial Scholar (M.S. in Agricultural Meteorology) Bernadeth Lucillo</p> <p>DOST-HRDP PUP Thelma A. Cinco, Ma. Elena V. Tan, Angelina SP. Galang</p> <p>Foreign-Assisted Scholars Adelaida P. Gonzales, Rusy G. Abastillas, Nikos Victor B. Peñaranda, Marcelino Q. Villafuerte II</p> <p>8 local / 17 participants</p> <p>31 foreign / 46 local participants</p> <p>272</p>		

QUARTERLY PHYSICAL REPORT OF OPERATION

For the Quarter Ending December, 2013

Department of Science and Technology (DOST)

Philippine Atmospheric, Geophysical and Astronomical Services Administration

Program / Activity / Project (1)	Performance Measures (2)	Physical Target (3)	Accomplishment (4)	Variance (%) (5)	Remarks (6)
A.II.d Number of hourly and/or 3-hourly Station-day of PABC real-time (telemetered) rainfall and water level data transmitted to Weather and Flood Forecasting Center (WFFC) and at River Centers for hydrologic (flood) forecasting		3,550 to WFFC 3,825 to River Centers	3,576 to WFFC 3,758 to River Centers		
A.III.a.5 Number of astronomical data/information services provided: <ul style="list-style-type: none"> • 24-hour time check requests via telephone services • Dissemination of time signals to PAGASA Synoptic Stations • Press releases on different astronomical events and activities 		2,250 50 3	2,435 47 3		
A.III.b.1 Number of observing stations operated and maintained: <ul style="list-style-type: none"> • Surface synoptic stations • Upper air stations • Wind Profiler • Agromet Stations • Aeronautical stations • Climat/Rain stations • MTSDP Relay stations • Marine Buoy stations • Automatic Weather Station (AWS) • Automatic Rain Gauge (ARG) • Water Level Monitoring System (WLMS) 		58 6 1 24 17 88 2 2 150 87 47	58 6 1 24 17 88 2 1 158 87 47		

QUARTERLY PHYSICAL REPORT OF OPERATION

For the Quarter Ending December, 2013

Department of Science and Technology (DOST)

Philippine Atmospheric, Geophysical and Astronomical Services Administration

Program / Activity / Project (1)	Performance Measures (2)	Physical Target (3)	Accomplishment (4)	Variance (%) (5)	Remarks (6)
<ul style="list-style-type: none"> • Aero-Meteorological Weather Observation System (AWOS) <p>A.III.b.2</p> <ul style="list-style-type: none"> • Satellite data acquired from MTSAT, NOAA/FY-ID, Feng Yun and MODIS • Images processed, pre-process level 1b to HDF & other • Processed set data archived • Processed hourly satellite data uploaded to PAGASA website and to Weather Information Network for Media presentation • Lectures conducted to students/visitors • Weather information (weather forecast, warnings & bulletins) disseminated <p>A.III.b.3</p> <ul style="list-style-type: none"> • Number of radar observations conducted • Number of radar stations operated & maintained <p>A.I.a.2</p> <p>Number of stations with various weather observing instruments/equipment/facilities repaired, maintained and operated, including vehicles</p> <p>A.I.a.3</p> <p>Civil works related to the construction/repair and rehabilitation of typhoon-damaged weather stations</p>		<p>2</p> <p>5,336</p> <p>5,336</p> <p>5,336</p> <p>2,208</p> <p>As need arises</p> <p>363</p> <p>13,610</p> <p>10</p> <p>25 stations / 5 vehicles</p> <p>Civil works related to the construction/ repair and rehabilitation of typhoon</p>	<p>2</p> <p>5,336</p> <p>5,336</p> <p>2,208</p> <p>2,208</p> <p>28</p> <p>363</p> <p>32,133</p> <p>9</p> <p>40 stations / 12 vehicles</p> <p>- Conducted emergency repair/restoration of PAGASA facilities affected by</p>		<p>Hourly observation during inclement weather</p> <p>Guiuan Radar Station damaged by Ty Yolanda</p>

QUARTERLY PHYSICAL REPORT OF OPERATION

For the Quarter Ending December, 2013

Department of Science and Technology (DOST)

Philippine Atmospheric, Geophysical and Astronomical Services Administration

Program / Activity / Project (1)	Performance Measures (2)	Physical Target (3)	Accomplishment (4)	Variance (%) (5)	Remarks (6)
<p>undertaken</p> <p>MFO 2 Hazard Mapping and Risk Assessment Services</p> <p>P / A / Ps</p> <p>A.III.a.2</p> <ul style="list-style-type: none"> ▪ Hydromet/hydrologic prediction & frequency analysis & other information provided (Rainfall Intensity Duration Frequency – RIDF) ▪ Station-months of PABC & Metro Manila real-time (telemetered) hydro data primary processed) ▪ Station-months of synoptic, hydromet and PABC short-duration hydro data primary processed 	<p>1. No. of hazard maps generated/updated</p> <p>2. No. of clients</p> <ul style="list-style-type: none"> - scientific data / information requests - income generated 	<p>damaged weather stations undertaken</p> <p>25</p> <p>100</p> <p>400</p>	<p>Typhoon Yolanda: Tacloban, Catbalogan, Guiuan, Borongan, VISCA, Maasin, Catarman, Sorsogon, Calapan, San Jose, Roxas, Mambusao & La Granja Station</p> <p>34 stations/sheets to 19 clients</p> <p>102</p> <p>402</p>		<p>Income Generated: ₱ 13,600.00</p>

QUARTERLY PHYSICAL REPORT OF OPERATION

For the Quarter Ending December, 2013

Department of Science and Technology (DOST)

Philippine Atmospheric, Geophysical and Astronomical Services Administration

Program / Activity / Project (1)	Performance Measures (2)	Physical Target (3)	Accomplishment (4)	Variance (%) (5)	Remarks (6)
<p>A.III.b.1 Number of real-time weather observations conducted and reported:</p> <ul style="list-style-type: none"> • Synoptic observations • Upper-air observations • Agromet observations • Aeronautical observations <p>A.III.c.1 Number of basic and applied research/ studies conducted for application & utilization in improving meteorological, hydrological & space science activities</p> <p>A.III.c.3 Basic and operational researches/studies on tropical cyclones and other natural disaster-causing phenomena and comprehensive hazard/ vulnerability and risk assessment</p> <p>MFO 3 Research and Development</p>	<p>1. No. of R&D projects implemented</p> <p>2. No. of technical papers prepared vis-à-vis published papers in Int'l. Science Institute (ISI) listed journals</p> <p>3. No. of Intellectual Property applied / approved</p> <p>4. No. of R&D collaborative projects with international scientific organization</p>	<p>39,376</p> <p>552</p> <p>4,600</p> <p>20,790</p> <p>4</p> <p>3</p>	<p>37,704</p> <p>1,083</p> <p>3,994</p> <p>22,474</p> <p>4</p> <p>3</p>		

QUARTERLY PHYSICAL REPORT OF OPERATION

For the Quarter Ending December, 2013

Department of Science and Technology (DOST)

Philippine Atmospheric, Geophysical and Astronomical Services Administration

Program / Activity / Project (1)	Performance Measures (2)	Physical Target (3)	Accomplishment (4)	Variance (%) (5)	Remarks (6)
<p>P / A / Ps</p> <p>A.II.c.1 Number of scientific and technical programs/ conferences/meetings/ projects involved in</p> <p>A.II.c.2 Number of inter-agency/ regional/international/ seminars hosted/conducted/participated in</p> <p>A.III.a.2 Number of flood bulletins/advisories/ situationers and hydromet/hydrologic information prepared and issued:</p> <ul style="list-style-type: none"> • Flood bulletin for the telemetered Pampanga, Agno, Bicol and Cagayan (PABC) river basins • General flood advisories for the non-telemetered river basins <p>• Daily hydrological forecasts for PABC river basins during non-flood watch</p>		<p>5</p> <p>5</p> <p>54</p> <p>30</p> <p>341</p>	<p>30</p> <p>5</p> <p>35</p> <p>608</p> <p>333</p>		<p>CAR: 7; Reg.1: 7; Reg.2: 10; Reg.3: 36; NCR: 7;Reg.4A: 39; Reg.4B: 40; Reg.5: 55; Reg.6: 33; Reg.7: 32; Reg.8: 49; Reg.9: 52; Reg.10: 53; Reg.11: 45; Reg.12: 38; Reg.13: 49; ARMM: 44; PRB-4; ARB-1; BRB-5 & CRB-2</p>

QUARTERLY PHYSICAL REPORT OF OPERATION

For the Quarter Ending December, 2013

Department of Science and Technology (DOST)

Philippine Atmospheric, Geophysical and Astronomical Services Administration

Program / Activity / Project (1)	Performance Measures (2)	Physical Target (3)	Accomplishment (4)	Variance (%) (5)	Remarks (6)
<p>A.III.c.1 Number of basic and applied research/ studies conducted for application & utilization in improving meteorological, hydrological & space science activities</p> <p>A.III.c.3 Basic and operational researches/studies on tropical cyclones and other natural disaster-causing phenomena and comprehensive hazard/ vulnerability and risk assessment</p> <p>A.III.c.4 Researches/studies on climate and allied fields on Philippine Climatology, on the relationship of agricultural and meteorological parameters for the improvement of climatological services, and analysis of weather and climate situations for the formulation and issuance of farm-weather forecasts, advisories and warnings</p> <p>MFO 4 Disaster Preparedness, Risk Mitigation and Other Services</p>	<p>1. No. of clients served by of services</p> <ul style="list-style-type: none"> - participants to IEC lectures - drills - visitors to hydromet/ climatological facilities - visitors to space science and planetarium facilities <p>2. No. of information packages</p>	<p>4</p> <p>3</p> <p>4</p>	<p>4</p> <p>3</p> <p>7</p>		

QUARTERLY PHYSICAL REPORT OF OPERATION

For the Quarter Ending December, 2013

Department of Science and Technology (DOST)

Philippine Atmospheric, Geophysical and Astronomical Services Administration

Program / Activity / Project (1)	Performance Measures (2)	Physical Target (3)	Accomplishment (4)	Variance (%) (5)	Remarks (6)
<p>P/A/Ps</p> <p>A.II.c.3 Number of seminars/ workshops and other disaster preparedness activities attended (as resource persons)</p> <p>A.III.c.2 Number of lectures conducted and participants attending at Weather & Flood Forecasting Center, PAGASA and resource persons provided information on natural hazards</p> <p>Special Tropical Cyclone Reconnaissance Information and Damage Evaluation (STRIDE)</p>	<p>developed / reproduced</p> <p>3. No. of information packages disseminated</p> <p>4. No. of training/seminars/ workshops/ conferences/ fora conducted for various stakeholders - demand-driven</p> <p>5. No. of climatological hydro meteorological data/ astronomical publications info and weather certifications issued/disseminated and no. of met. instrument tested/ calibrated/ repaired</p>	<p>7</p> <p>Demand-driven</p> <ul style="list-style-type: none"> • Investigation reports • Documented damages 	<p>4</p> <ul style="list-style-type: none"> • Conducted lectures to 21,689 students & teachers at WFFC • Conducted lectures on natural hazards and weather outlook to 1,079 participants at different occasions and venue • Briefer at NDRRMC OPCEN, Camp Aguinaldo, Quezon City during the inclement 		

QUARTERLY PHYSICAL REPORT OF OPERATION

For the Quarter Ending December, 2013

Department of Science and Technology (DOST)

Philippine Atmospheric, Geophysical and Astronomical Services Administration

Program / Activity / Project (1)	Performance Measures (2)	Physical Target (3)	Accomplishment (4)	Variance (%) (5)	Remarks (6)
<p>A.III.a.2 Briefings to students/visitors on public information/ education drive on flood disaster and other related topic</p> <p>A.II.a.1 No. of Climatological/Agroclimatic Data/ Information prepared, issued and disseminated:</p> <ul style="list-style-type: none"> • Weather certifications • Monthly Agroclimatic Impact Assessment for Philippine Agriculture • Customized weather information and other publications • El Nino/La Nina updates/advisories or Weather Update/Climate Outlook • Meteorological/ Climatological/ Agromet data collected and quality controlled • Meteorological/Climatological/Agromet data entered, checked and edited • Records of solar radiation data extracted <p>No. of Consultancy Services Extended:</p> <ul style="list-style-type: none"> • Interviews granted to tri-media 		<ul style="list-style-type: none"> • On site disaster information in support to Forecasting Link with LGUs • Assistance to NDRRMC and other disaster concerned institution. <p>Demand-driven</p> <p>As need arises</p> <p>3</p> <p>As need arises</p> <p>4</p> <p>3,030 pages</p> <p>192,450 records</p> <p>4,800</p> <p>As requested</p>	<p>weather.</p> <ul style="list-style-type: none"> • Conducted post survey after the passage of Ty Yolanda. <p>1,050</p> <p>124</p> <p>3 publications and 71 copies disseminated</p> <p>158 sets of publications sold</p> <p>3 Weather Situation and Outlook issued and 204 copies disseminated</p> <p>5,830 pages</p> <p>294,760 records</p> <p>5,228</p> <p>5</p>		<p>Income Generated: ₱ 228,902.00</p> <p>Income Generated: ₱ 428,395.00</p> <p>Radyo ng Bayan, Solar TV</p>

QUARTERLY PHYSICAL REPORT OF OPERATION

For the Quarter Ending December, 2013

Department of Science and Technology (DOST)

Philippine Atmospheric, Geophysical and Astronomical Services Administration

Program / Activity / Project (1)	Performance Measures (2)	Physical Target (3)	Accomplishment (4)	Variance (%) (5)	Remarks (6)
<ul style="list-style-type: none"> Lectures/workshops conducted/attended 		As need arises	<ul style="list-style-type: none"> 22 lectures with 3,345 participants 		
<ul style="list-style-type: none"> Climate forum 		3	<ul style="list-style-type: none"> 23 TWG meetings attended with 536 participants 		
<ul style="list-style-type: none"> Researchers assisted Court hearings attended 		As need arises As requested	<ul style="list-style-type: none"> 1 climate forum conducted with 75 participants 246 researchers/visitors None 		
<p>A.III.a.5</p>					
<ul style="list-style-type: none"> Astronomical publications, information / Lunar and Solar certifications 		70	60 publications sold and 85 complimentary copies		Income Generated: ₱ 5,760
<ul style="list-style-type: none"> Dissemination of time of 24-hour telephone time checks to the general public 		2,250	2,435		
<ul style="list-style-type: none"> Dissemination of time signals to PAGASA Synoptic Stations 		50	47		
<ul style="list-style-type: none"> Viewers to stargazing & telescoping sessions at U.P. Astronomical Observatory using the 45-cm telescope 		200	208 including non-payee visitors accommodated on stargazing/telescoping sessions		
<ul style="list-style-type: none"> Visitors to planetarium lectures & shows and mobile planetarium shows on tour in Metro Manila and Luzon 		Upon request	8,822 persons accommodated including non-payee		Income Generated: ₱ 162,775.00
<ul style="list-style-type: none"> Astronomical observations conducted: Sunspot, lunar occultation, meteor showers, lunar eclipses and other celestial body/object 		38	Astronomical observations conducted: <ul style="list-style-type: none"> 64 sunspots 35 lunar occultation 3 meteor shower 		
<ul style="list-style-type: none"> Sunshine duration & global radiation data 		92	Observed global radiation data 92 days and sunshine duration data 92 days		
<ul style="list-style-type: none"> Number of assorted meteorological instruments calibrated for various 		Calibration of 40 assorted meteorological instrument for	Repaired and calibrated 47 assorted meteorological		Income Generated: ₱ 29,340.00

QUARTERLY PHYSICAL REPORT OF OPERATION

For the Quarter Ending December, 2013

Department of Science and Technology (DOST)

Philippine Atmospheric, Geophysical and Astronomical Services Administration

Program / Activity / Project (1)	Performance Measures (2)	Physical Target (3)	Accomplishment (4)	Variance (%) (5)	Remarks (6)
<p>clients</p> <p>A.III.b.1 Number of extension services:</p> <ul style="list-style-type: none"> • Participants to lectures in DPP-IEC related trainings, seminars and workshops • Students/visitors at field stations lectured/ briefed on weather/natural disaster prevention/agency services • Local/public weather forecasts & warnings disseminated • Weather certifications <p>P/A/Ps that is common to all MFOs</p> <p>A.I.a.1 Support services provided to the different organizational units of the agency</p> <p>A.I.a.4 Number of personnel receiving Magna Carta</p> <p>B. PROJECTS I. Locally-funded Projects</p> <p>a. Telemetered Flood Forecasting and Warning System for 13 of 18 Major River Basins in the Philippines</p>		<p>various customers and PAGASA</p> <p>Demand-driven</p> <p>Demand-driven</p> <p>30,000</p> <p>As need arises</p> <p>100% support services provided</p> <p>Development of the Agency's Human Resources</p> <p>--</p>	<p>instruments for various clients, 8 for ASTI (free), and 43 assorted and 14 AWS for PAGASA</p> <p>14,806</p> <p>18,358</p> <p>478,223</p> <p>499</p> <p>100% support services provided</p> <p>Development of the Agency's Human Resources</p> <p>• Completed the bidding of the 3 River Centers in Tagum City, General Santos City and</p>		<p>Income Generated: ₱ 547,915.00</p>

QUARTERLY PHYSICAL REPORT OF OPERATION

For the Quarter Ending December, 2013

Department of Science and Technology (DOST)
Philippine Atmospheric, Geophysical and Astronomical Services Administration

Program / Activity / Project (1)	Performance Measures (2)	Physical Target (3)	Accomplishment (4)	Variance (%) (5)	Remarks (6)
<p>II. Foreign-assisted Projects</p> <p>a. Improvement of Meteorological Radar System (JICA)</p> <p>b. Improvement of Capabilities to Cope with Natural Disasters Caused by Climate Change (JICS)</p>			<p>Davao City and will be awarded in January 2014.</p> <ul style="list-style-type: none"> • Project Completed • Finalized the draft tender documents • Finished the survey activities on the proposed sites. • Secured permits for approval on ROW (LGUs and DepEd), drawings on civil works (DPWH), Certificate of Non-Coverage or CNC (EMB), etc. 		<p>Guiuan Doppler Radar was extremely damaged by Ty Yolanda on Nov. 8, 2014.</p>

Prepared by:


NANCY T. LANCE
Officer-In-Charge, PPDU

Approved by:


VICENTE B. MALANO, Ph. D.
Acting Administrator

**For the Quarter Ending
September**

QUARTERLY PHYSICAL REPORT OF OPERATION

For the Quarter Ending September, 2013

BAR No. 1

Department of Science and Technology (DOST)

Philippine Atmospheric, Geophysical and Astronomical Services Administration (PAGASA)

Program / Activity / Project (1)	Performance Measures (2)	Physical Target (3)	Accomplishment (4)	Variance (5)	Remarks (6)
A. PROGRAMS					
MFO 1					
Forecast and warning services on weather, flood, climate, astronomy and extreme weather events	1. No. of timely and accurate forecasts on weather, flood and climate 2. No. of timely and accurate warnings on weather, flood and climate (as necessary) 3. No. of astronomical services: No of clients served - No. of information of different astronomical events (near earth objects such as asteroids, meteorites, etc) issued				
P / A / Ps					
A.III.a.1					
Number of weather information packages prepared and issued:					
▪ Public weather forecasts		184	184	-	
▪ Shipping forecasts		184	184	-	
▪ Tropical Cyclone		Whenever TC enters PAR	10	-	
					TS Huaning (July 10-13), TS Isang (July 16-18), TS Jolina (July 30-31), TD Kiko (Aug 5-6), Ty Labuyo (Aug 9-13), TS Maring (Aug 17-21), TS Nando (Aug 25-29), Ty Odette (Sept. 16-22), TS Paolo (Sept. 26-27), Ty

QUARTERLY PHYSICAL REPORT OF OPERATION

For the Quarter Ending September, 2013

BAR No. 1

Department of Science and Technology (DOST)

Philippine Atmospheric, Geophysical and Astronomical Services Administration (PAGASA)

Program / Activity / Project (1)	Performance Measures (2)	Physical Target (3)	Accomplishment (4)	Variance (5)	Remarks (6)
<ul style="list-style-type: none"> - Advisories - International Warnings - Severe Weather Bulletin - Hourly updates ▪ Aviation weather forecasts & flight enroute documentations ▪ Gale Warning/Weather Advisories for extreme climate events ▪ Forecasts/advisories/warnings/bulletins disseminated to regular clients and other various clients ▪ Special Forecast for Selected provinces (Mt. Pinatubo Lahar affected areas, Mt. Mayon and other selected areas) ▪ Special weather forecasts for selected Asian cities/Philippine cities/municipalities ▪ Weather maps plotted and analyzed ▪ Incorporation of MSL pressure, wind charts, satellite picture in public and shipping weather forecasts ▪ Public & shipping weather forecasts and Asian and Philippine cities municipalities incorporated in PAGASA Website ▪ Advisory/warning/bulletin incorporated in PAGASA Web page <p>A.III.a.2 Number of flood bulletins/advisories/situationers and hydromet/hydrologic</p>		As need arises	53		Quedan (Sept. 29-Oct. 5)
		As need arises	115		
		As need arises	96		
		As need arises	297		
		4,641	4,692	-	
		As need arises	88	-	
		As need arises	239,880	-	
		92	92	-	
		92	92	-	
		2,271	2,271	-	
		793	793	-	
		368	368	-	
		As need arises	264	-	

QUARTERLY PHYSICAL REPORT OF OPERATION

For the Quarter Ending September, 2013

BAR No. 1

Department of Science and Technology (DOST)

Philippine Atmospheric, Geophysical and Astronomical Services Administration (PAGASA)

Program / Activity / Project (1)	Performance Measures (2)	Physical Target (3)	Accomplishment (4)	Variance (5)	Remarks (6)
<p>information prepared and issued:</p> <ul style="list-style-type: none"> ▪ Flood bulletin for the telemetered Pampanga, Agno, Bicol and Cagayan (PABC) river basins ▪ General flood advisories for the non-telemetered river basins <ul style="list-style-type: none"> ▪ Daily hydrological forecasts for PABC river basins during non-flood watch <p>A.III.a.3 Number of flood bulletins/warning information for Angat & Pantabangan Dams Operations prepared and issued:</p> <ul style="list-style-type: none"> ▪ Flood bulletins/warning information ▪ Station-days of Angat/Pantabangan dam operations real-time (telemetered) hydro data acquired ▪ Station-months of Angat/Pantabangan dam operations real-time (telemetered) hydro data primary processed <p>A.III.a.4 Number of flood bulletins/warning information for Binga/Ambuklao and Magat Dam Operations prepared and</p>		<p>50</p> <p>50</p> <p>343</p> <p>2</p> <p>300</p> <p>15</p>	<p>53</p> <p>965</p> <p>313</p> <p>0</p> <p>325</p> <p>30</p>	<p>-</p> <p>-</p> <p>-</p> <p>-</p>	<p>CAR: 7; Reg.1: 15; Reg.2: 3; Reg.3: 18; NCR: 57;Reg.4A: 18; Reg.4B: 26; Reg.5: 32; Reg.6: 34; Reg.7: 23; Reg.8: 31; Reg.9: 65; Reg.10: 48; Reg.11: 41; Reg.12: 55; Reg.13: 45; ARMM: 56; PRB-1; ARB-0; BRB-1 & CRB-0</p>

QUARTERLY PHYSICAL REPORT OF OPERATION

For the Quarter Ending September, 2013

BAR No. 1

Department of Science and Technology (DOST)

Philippine Atmospheric, Geophysical and Astronomical Services Administration (PAGASA)

Program / Activity / Project (1)	Performance Measures (2)	Physical Target (3)	Accomplishment (4)	Variance (5)	Remarks (6)
issued:					
▪ Flood bulletins/ warning information		3	10	-	
▪ Station-days of Binga/ Ambuklao & Magat dam operations real-time (telemetered) hydro data acquired		300	351	-	
• Station-months of Binga/ Ambuklao & Magat dam operations real-time (telemetered) hydro data primary processed		20	57	-	
A.II.a.1					
No. of Farm Weather Forecasting and Advisory Services provided:					
▪ Daily Farm Weather Forecasts and Advisories (FWFA) issued		92	92 issued to 10,647 recipients	-	All issuances were posted in the internet
▪ Tropical Cyclone Warnings and Advisories (TCWA) for Agriculture issued		Whenever TC threatens PAR	33 TCWA issued and 300 copies disseminated	-	
▪ Ten-day Regional Agri-weather Forecasts and Advisories		9	9 issued and 1,620 copies disseminated	-	Agri-weather updates aired live daily (except Sun) at DZRM radio.
▪ Ten-day Regional Agro-climatic Review and Outlook for Agriculture		9	9 issued and 1,620 copies disseminated	-	Emailed to clients upon request.
Number of Special Observations Gathered and Collected:					
▪ Ozone observations		268	135 Ozone observations conducted and 12 calibrations	-	Less observation due to cloudy skies
No. of Special Observation Stations Operated and Maintained:					
• Ozone monitoring station		1	1	-	

QUARTERLY PHYSICAL REPORT OF OPERATION

For the Quarter Ending September, 2013

BAR No. 1

Department of Science and Technology (DOST)

Philippine Atmospheric, Geophysical and Astronomical Services Administration (PAGASA)

Program / Activity / Project (1)	Performance Measures (2)	Physical Target (3)	Accomplishment (4)	Variance (5)	Remarks (6)
• VSS Station		10	10	-	
A.II.b Number of Technical In-house Training Courses conducted with number of participants		2 In-house Technical Training Courses conducted to 50 participants:	2 / 48	-	
Number of Non-Technical In-house Training Courses conducted with number of participants		2 In-house Non-Technical Training Courses conducted to 50 participants:	-	-	
Number of scholarships granted/supported:		--	3 Full Scholars, MS in Meteorology 1 Partial Scholar: M.S. in Agricultural Meteorology 3 DOST-HRDP Scholars 3 DOST-SEI Scholars 4 Foreign-Assisted Scholars	-	
Number of Local scholarships/fellowships with number of participants:		5 local / 7 participants	8 local / 15 participants	-	
Number of Foreign/ fellowships with number of participants		5 foreign / 7 participants	26 foreign / 20 local participants	-	
Number of Library users assisted		250	240	-	
A.II.d Number of hourly and/or 3-hourly Station-day of PABC real-time (telemetered) rainfall and water level data transmitted to Weather and Flood		3,550 to WFFC 3,825 to River Centers	4,811 to WFFC 4,811 to River Centers	- -	

QUARTERLY PHYSICAL REPORT OF OPERATION

For the Quarter Ending September, 2013

BAR No. 1

Department of Science and Technology (DOST)

Philippine Atmospheric, Geophysical and Astronomical Services Administration (PAGASA)

Program / Activity / Project (1)	Performance Measures (2)	Physical Target (3)	Accomplishment (4)	Variance (5)	Remarks (6)
Forecasting Center (WFFC) and at River Centers for hydrologic (flood) forecasting					
A.III.a.5					
Number of astronomical data/information services provided:					
• 24-hour time check requests via telephone services		2,250	1,604	-	
• Dissemination of time signals to PAGASA Synoptic Stations		50	62	-	
• Press releases on different astronomical events and activities		3	3	-	
A.III.b.1					
Number of observing stations operated and maintained:					
• Surface synoptic stations		58	58	-	
• Upper air stations		6	6	-	
• Agromet Stations		25	25	-	
• Aeronautical stations		17	17	-	
• Climat/Rain stations		88	88	-	
• Automatic Weather Stations (AWS)		160	153	-	
• MTSDP Relay stations		2	2	-	
• Marine Buoy		2	2	-	
• Automatic Rain Gauge (ARG)		187	187	-	
• Water Level Monitoring System (WLMS)		47	47	-	
• Aero-Meteorological Weather Observation System (AWOS)		2	2	-	

QUARTERLY PHYSICAL REPORT OF OPERATION

For the Quarter Ending September, 2013

BAR No. 1

Department of Science and Technology (DOST)

Philippine Atmospheric, Geophysical and Astronomical Services Administration (PAGASA)

Program / Activity / Project (1)	Performance Measures (2)	Physical Target (3)	Accomplishment (4)	Variance (5)	Remarks (6)
A.III.b.2 <ul style="list-style-type: none"> • Satellite data acquired from MTSAT, NOAA/FY-ID, Feng Yun and MODIS • Images processed, pre-process level 1b to HDF & other • Weather information (weather forecast, warnings & bulletins) disseminated • Processed hourly satellite data uploaded to PAGASA website and to Weather Information Network for Media presentation • Lectures conducted to students/visitors • Assists researchers in satellite data extraction and interpretation 		5,336	5,336	-	
		5,336	5,336	-	
		3,822	3,822	-	
		2,208	2,208	-	
		As need arises	15	-	
		As need arises	6	-	
A.III.b.3 <ul style="list-style-type: none"> • Number of radar observations conducted • Number of radar stations operated & maintained 		546	9,228	-	Hourly observation during inclement weather. Aparri, Baguio, Baler, Cebu, Guiuan, Hinatuan, Tagaytay, Tampakan, Subic, Virac
		10	10	-	
A.I.a.2 Number of stations with various weather observing instruments/equipment/facilities repaired, maintained and operated, including vehicles		29 stations / 5 vehicles	34 stations / 18 vehicles	-	

QUARTERLY PHYSICAL REPORT OF OPERATION

For the Quarter Ending September, 2013

BAR No. 1

Department of Science and Technology (DOST)

Philippine Atmospheric, Geophysical and Astronomical Services Administration (PAGASA)

Program / Activity / Project (1)	Performance Measures (2)	Physical Target (3)	Accomplishment (4)	Variance (5)	Remarks (6)
<p>A.I.a.3 Civil works related to the construction/repair and rehabilitation of typhoon-damaged weather stations undertaken</p> <p align="center">MFO 2</p> <p>Hazard Mapping and Risk Assessment Services</p> <p align="center">P / A / Ps</p> <p>A.III.a.2 ▪ Hydromet/hydrologic prediction & frequency analysis & other information provided (Rainfall Intensity Duration Frequency – RIDF)</p>	<p>1. No. of hazard maps generated/updated</p> <p>2. No. of clients</p> <ul style="list-style-type: none"> - scientific data / information requests - income generated 	<p>Civil works related to the construction/ repair and rehabilitation of typhoon damaged weather stations undertaken</p> <p align="center">25</p>	<ul style="list-style-type: none"> • Conducted ocular inspection for the rehabilitation of station building UP Los Baños Agromet Station and Sangley Synoptic Station. • Established and surveyed the Tanay station elevation. • Conducted minor waterproofing works at Tagaytay roofdeck. • Participated in the HLURB Workshop in the Mainstreaming DRR CLUPS on Aug. 5-8 • Participated in the turn-over ceremony and briefing/orientation of the READY Hazard Maps in the area of N. Viscaya, Quirino, Isabela and Tuguegarao and Cagayan Provinces on Aug. 28-30 <p align="center">90 stations/sheets to 25 clients</p>	<p>-</p> <p align="center">-</p>	<p align="right">Income Generated: ₱ 36,800.00</p>

QUARTERLY PHYSICAL REPORT OF OPERATION

For the Quarter Ending September, 2013

BAR No. 1

Department of Science and Technology (DOST)

Philippine Atmospheric, Geophysical and Astronomical Services Administration (PAGASA)

Program / Activity / Project (1)	Performance Measures (2)	Physical Target (3)	Accomplishment (4)	Variance (5)	Remarks (6)	
<ul style="list-style-type: none"> ▪ Station-months of PABC & Metro Manila real-time (telemetered) hydro data primary processed ▪ Station-months of synoptic, hydromet and PABC short-duration hydro data primary processed <p>A.III.b.1 Number of real-time weather observations conducted and reported:</p> <ul style="list-style-type: none"> • Synoptic observations • Upper-air observations • Agromet observations • Aeronautical observations <p>A.III.c.1 Number of basic and applied research/ studies conducted for application & utilization in improving meteorological, hydrological & space science activities</p> <p>A.III.c.3 Basic and operational researches/studies on tropical cyclones and other natural</p>		100	99	-		
		400	401	-		
		39,376	37,691	-		Intermittent signal on some stations. Some stations conducted twice or 4x a day observation in connection with the JAMSTEC experiment. Intermittent signal on some stations.
		552	1,065	-		
		4,600	4,331	-		
		20,790	23,235	-		
		4	4	-		
	3	3	-			

QUARTERLY PHYSICAL REPORT OF OPERATION

For the Quarter Ending September, 2013

Department of Science and Technology (DOST)

Philippine Atmospheric, Geophysical and Astronomical Services Administration (PAGASA)

Program / Activity / Project (1)	Performance Measures (2)	Physical Target (3)	Accomplishment (4)	Variance (5)	Remarks (6)
disaster-causing phenomena and comprehensive hazard/ vulnerability and risk assessment MFO 3 Research and Development P / A / Ps A.II.c.1 Number of scientific and technical programs/ conferences/meetings/ projects involved in A.II.c.2 Number of inter-agency/ regional/international/ seminars hosted/conducted/participated in A.III.a.2 Number of flood bulletins/advisories/ situationers and hydromet/hydrologic	1. No. of R&D projects implemented 2. No. of technical papers prepared vis-à-vis published papers in Int'l. Science Institute (ISI) listed journals 3. No. of Intellectual Property applied / approved 4. No. of R&D collaborative projects with international scientific organization	 5 5	 23 4	 - -	

QUARTERLY PHYSICAL REPORT OF OPERATION

For the Quarter Ending September, 2013

BAR No. 1

Department of Science and Technology (DOST)

Philippine Atmospheric, Geophysical and Astronomical Services Administration (PAGASA)

Program / Activity / Project (1)	Performance Measures (2)	Physical Target (3)	Accomplishment (4)	Variance (5)	Remarks (6)
<p>information prepared and issued:</p> <ul style="list-style-type: none"> • Flood bulletin for the telemetered Pampanga, Agno, Bicol and Cagayan (PABC) river basins • General flood advisories for the non-telemetered river basins <ul style="list-style-type: none"> • Daily hydrological forecasts for PABC river basins during non-flood watch <p>A.III.c.1 Number of basic and applied research/ studies conducted for application & utilization in improving meteorological, hydrological & space science activities</p> <p>A.III.c.3 Basic and operational researches/studies on tropical cyclones and other natural disaster-causing phenomena and comprehensive hazard/ vulnerability and risk assessment</p> <p>A.III.c.4 Researches/studies on climate and allied fields on Philippine Climatology, on the relationship of agricultural and</p>		<p>50</p> <p>50</p> <p>343</p> <p>4</p> <p>3</p> <p>4</p>	<p>53</p> <p>965</p> <p>313</p> <p>4</p> <p>3</p> <p>7</p>	<p>-</p> <p>-</p> <p>-</p> <p>-</p> <p>-</p> <p>-</p>	<p>CAR: 7; Reg.1: 15; Reg.2: 3; Reg.3: 18; NCR: 57;Reg.4A: 18; Reg.4B: 26; Reg.5: 32; Reg.6: 34; Reg.7: 23; Reg.8: 31; Reg.9: 65; Reg.10: 48; Reg.11: 41; Reg.12: 55; Reg.13: 45; ARMM: 56; PRB-1; ARB-0; BRB-1 & CRB-0</p>

QUARTERLY PHYSICAL REPORT OF OPERATION

For the Quarter Ending September, 2013

BAR No. 1

Department of Science and Technology (DOST)

Philippine Atmospheric, Geophysical and Astronomical Services Administration (PAGASA)

Program / Activity / Project (1)	Performance Measures (2)	Physical Target (3)	Accomplishment (4)	Variance (5)	Remarks (6)
meteorological parameters for the improvement of climatological services, and analysis of weather and climate situations for the formulation and issuance of farm-weather forecasts, advisories and warnings <p align="center">MFO 4</p> Disaster Preparedness, Risk Mitigation and Other Services	1. No. of clients served by of services <ul style="list-style-type: none"> - participants to IEC lectures - drills - visitors to hydromet/ climatological facilities - visitors to space science and planetarium facilities 2. No. of information packages developed / reproduced 3. No. of information packages disseminated 4. No. of training/seminars/ workshops/ conferences/ fora conducted for various stakeholders <ul style="list-style-type: none"> - demand-driven 5. No. of climatological hydro meteorological data/ astronomical publications info and weather certifications issued/disseminated and no. of met. instrument tested/				

QUARTERLY PHYSICAL REPORT OF OPERATION

For the Quarter Ending September, 2013

BAR No. 1

Department of Science and Technology (DOST)

Philippine Atmospheric, Geophysical and Astronomical Services Administration (PAGASA)

Program / Activity / Project (1)	Performance Measures (2)	Physical Target (3)	Accomplishment (4)	Variance (5)	Remarks (6)
P / A / Ps	calibrated/ repaired				
<p>A.II.c.3 Number of seminars/ workshops and other disaster preparedness activities attended (as resource persons)</p>		7	16	-	
<p>A.III.c.2 Number of lectures conducted and participants attending at Weather & Flood Forecasting Center, PAGASA and resource persons provided information on natural hazards</p>		Demand-driven	<ul style="list-style-type: none"> ▪ Conducted lectures to 8,032 students & teachers at WFFC. ▪ Conducted lectures on natural hazards and weather outlook to 1,126 participants at different occasions and venue. 	-	
<p>Special Tropical Cyclone Reconnaissance Information and Damage Evaluation (STRIDE)</p>		<ul style="list-style-type: none"> • Investigation reports • Documented damages • On site disaster information in support to Forecasting Link with LGUs • Assistance to NDRRMC and other disaster concerned institution. 	<ul style="list-style-type: none"> ▪ Rendered duty at NDRRM Operation Center during inclement weather. ▪ Participated in the antenna assembly for the portable Met. Satellit at DIC. ▪ Conducted ground truth verification and damage survey during the passage of Typhoon Labuyo at Casiguran aurora (Aug 11-16, 2013). 	-	
<p>A.III.a.2 Briefings to students/visitors on public information/ education drive on flood disaster and other related topic</p>		Demand-driven	1,135	-	

QUARTERLY PHYSICAL REPORT OF OPERATION

For the Quarter Ending September, 2013

BAR No. 1

Department of Science and Technology (DOST)

Philippine Atmospheric, Geophysical and Astronomical Services Administration (PAGASA)

Program / Activity / Project (1)	Performance Measures (2)	Physical Target (3)	Accomplishment (4)	Variance (5)	Remarks (6)
A.II.a.1 No. of Climatological/Agroclimatic Data/ Information prepared, issued and disseminated: <ul style="list-style-type: none"> • Weather certifications • Monthly Agroclimatic Impact Assessment for Philippine Agriculture • Customized weather information and other publications • Weather Update/Climate Outlook/Advisories • Meteorological/ Climatological/ Agromet data collected and quality controlled • Meteorological/Climatological/Agromet data entered, checked and edited No. of Consultancy Services Extended: <ul style="list-style-type: none"> • Interviews granted to tri-media • Lectures/workshops conducted/attended • Climate forum 		As need arises	163	-	Income Generated: ₱ 164,500.00
		3	3 publications and 75 copies disseminated	-	
		As need arises	87 sets of publications sold	-	Income Generated: ₱ 255,893.00
		4	3 Weather Situation and Outlook issued and 204 copies disseminated	-	
		3,030 pages	3,305 pages	-	
		192,450 records	324,935 records	-	
		As requested	5	-	Radyo ng Bayan, PTV 4, Solar TV
		As need arises	<ul style="list-style-type: none"> ▪ 27 lectures attended/conducted to 1,580 participants ▪ 30 TWG Meeting attended with 610 participants 	-	
	3	1 Regional Climate Forum conducted at Iloilo with 43	-		

QUARTERLY PHYSICAL REPORT OF OPERATION

For the Quarter Ending September, 2013

BAR No. 1

Department of Science and Technology (DOST)

Philippine Atmospheric, Geophysical and Astronomical Services Administration (PAGASA)

Program / Activity / Project (1)	Performance Measures (2)	Physical Target (3)	Accomplishment (4)	Variance (5)	Remarks (6)	
<ul style="list-style-type: none"> • Researchers assisted • Court hearings attended <p>A.III.a.5</p> <ul style="list-style-type: none"> • Astronomical publications, information / Lunar and Solar certifications • Dissemination of time of 24-hour telephone time checks to the general public • Dissemination of time signals to PAGASA Synoptic Stations • Viewers to stargazing & telescoping sessions at U.P. Astronomical Observatory using the 45-cm telescope • Accommodation of visitors to planetarium lectures & shows at Central Office (Demand-driven) • Mobile Planetarium lectures/stargazing/telescoping on Tour to 8 schools in Luzon (as per request) • Astronomical observations conducted: Sunspot, lunar occultation, meteor showers, lunar eclipses and other celestial body/object • Sunshine duration & global radiation data 		As need arises	participants and 2 forum conducted at CO with 152 participants	-		
		As requested	392	No court hearings attended	-	
		As need arises	78 sold and 10 complimentary copies disseminated		-	Income Generated: ₱ 2,030.00
		2,250	1,607		-	
		50	62		-	
		Upon request	94 visitors including non-payee		-	Income Generated: ₱ 225.00
		Upon request	1,614 visitors including non-payee		-	Income Generated: ₱ 37,775.00
		Upon request	None		-	
		24	Astronomical observations: ▪ 30 sunspots ▪ 1 lunar occultation		-	
		92	Observed global radiation data 92 days and sunshine duration data		-	

QUARTERLY PHYSICAL REPORT OF OPERATION

For the Quarter Ending September, 2013

BAR No. 1

Department of Science and Technology (DOST)

Philippine Atmospheric, Geophysical and Astronomical Services Administration (PAGASA)

Program / Activity / Project (1)	Performance Measures (2)	Physical Target (3)	Accomplishment (4)	Variance (5)	Remarks (6)
<ul style="list-style-type: none"> • Number of assorted meteorological instruments calibrated for various clients <p>A.III.b.1 Number of extension services:</p> <ul style="list-style-type: none"> • Participants to lectures in DPP-IEC related trainings, seminars and workshops • Students/visitors at field stations lectured/ briefed on weather/natural disaster prevention/agency services • Local/public weather forecasts & warnings disseminated • Weather certifications <p align="center">P/A/Ps that is common to all MFOs</p> <p>A.I.a.1 Support services provided to the different organizational units of the agency</p> <p>A.I.a.4 Number of personnel receiving Magna Carta</p>		Calibration of 40 assorted meteorological instrument for various customers and PAGASA	92 days Repaired and calibrated 84 assorted meteorological instruments for various clients, 1 for ASTI (free), 20 for BSWM (free) and 38 for PAGASA	-	Income Generated: ₱ 53,495.00
		Demand-driven	28,411	-	
		Demand-driven	13,565	-	
		As need arises	168,771	-	
		As need arises	748	-	Income Generated: ₱ 834,595.00
100% support services provided	100% support services provided	-			
Development of the Agency's Human Resources	Development of the Agency's Human Resources	-			

QUARTERLY PHYSICAL REPORT OF OPERATION

For the Quarter Ending September, 2013

BAR No. 1

Department of Science and Technology (DOST)

Philippine Atmospheric, Geophysical and Astronomical Services Administration (PAGASA)

Program / Activity / Project (1)	Performance Measures (2)	Physical Target (3)	Accomplishment (4)	Variance (%) (5)	Remarks (6)
B. PROJECTS					
I. Locally-funded Projects					
a. Telemetered Flood Forecasting and Warning System for 13 of 18 Major River Basins in the Philippines			<ul style="list-style-type: none"> Bidding for 3 FFWC sites (Davao, Tagum and Davao) was finished and was already awarded. For FFWC equipment, PRs were already prepared but is still being reviewed. 		
II. Foreign-assisted Projects					
a. Improvement of Meteorological Radar System (JICA)			<ul style="list-style-type: none"> Ceremonial Turn-Over is scheduled on Nov. 2013. 		
b. Improvement of Capabilities to Cope with Natural Disasters Caused by Climate Change (JICS)			<ul style="list-style-type: none"> Site visit conducted by PAGASA, EoJ and Consultant to review the project budget for bidding. 		

Prepared by:


NANCY F. LANCE
 Officer-in-Charge, PPDU

Approved by:


VICENTE B. MALANO, Ph.D.
 OIC, Administrator's Office, PAGASA

**For the Quarter Ending
June**

QUARTERLY PHYSICAL REPORT OF OPERATION

For the Quarter Ending June, 2013

BAR No. 1

Department of Science and Technology (DOST)

Philippine Atmospheric, Geophysical and Astronomical Services Administration (PAGASA)

Program / Activity / Project (1)	Performance Measures (2)	Physical Target (3)	Accomplishment (4)	Variance (%) (5)	Remarks (6)
A. PROGRAMS					
MFO 1					
Forecast and warning services on weather, flood, climate, astronomy and extreme weather events	1. No. of timely and accurate forecasts on weather, flood and climate 2. No. of timely and accurate warnings on weather, flood and climate (as necessary) 3. No. of astronomical services: No of clients served - No. of information of different astronomical events (near earth objects such as asteroids, meteorites, etc) issued				
P / A / Ps					
A.III.a.1					
Number of weather information packages prepared and issued:					
▪ Public weather forecasts		182	182	100	
▪ Shipping forecasts		182	182	100	
▪ Tropical Cyclone		Whenever TC enters PAR	4	-	TS Dante (June 7-10), TS Emong (June 16-20), TD Fabian (June 20-21), TS Gorio (June 27-July1)
- Advisories		As need arises	3		
- International Warnings		As need arises	46		
- Severe Weather Bulletin		As need arises	33		
- Hourly updates		As need arises	434		

QUARTERLY PHYSICAL REPORT OF OPERATION

For the Quarter Ending June, 2013

Department of Science and Technology (DOST)

Philippine Atmospheric, Geophysical and Astronomical Services Administration (PAGASA)

Program / Activity / Project (1)	Performance Measures (2)	Physical Target (3)	Accomplishment (4)	Variance (%) (5)	Remarks (6)
<ul style="list-style-type: none"> ▪ Aviation weather forecasts & flight enroute documentations ▪ Gale Warning/Weather Advisories for extreme climate events ▪ Forecasts/advisories/warnings/bulletins disseminated to regular clients and other various clients ▪ Special Forecast for Selected provinces (Mt. Pinatubo Lahar affected areas, Mt. Mayon and other selected areas) ▪ Special weather forecasts for selected Asian cities/Philippine cities/municipalities ▪ Weather maps plotted and analyzed ▪ Incorporation of MSL pressure, wind charts, satellite picture in public and shipping weather forecasts ▪ Public & shipping weather forecasts and Asian and Philippine cities municipalities incorporated in PAGASA Website ▪ Advisory/warning/bulletin incorporated in PAGASA Web page 		4,641	4,641	100	
		As need arises	48	-	
		As need arises	210,491	-	
		91	91	100	
		91	91	100	
		2,882	2,882	100	
		1,653	1,653	100	
		364	364	100	
		As need arises	79	-	
	A.III.a.2				
Number of flood bulletins/advisories/situationers and hydromet/hydrologic information prepared and issued:					
<ul style="list-style-type: none"> ▪ Flood bulletin for the telemetered Pampanga, Agno, Bicol and Cagayan (PABC) river basins ▪ General flood advisories for the non-telemetered river basins 		10	6	60	
		20	576	> 100	CAR: 7; Reg.1: 15; Reg.2: 3; Reg.3: 18; NCR: 57;Reg.4A:

QUARTERLY PHYSICAL REPORT OF OPERATION

For the Quarter Ending June, 2013

Department of Science and Technology (DOST)

Philippine Atmospheric, Geophysical and Astronomical Services Administration (PAGASA)

Program / Activity / Project (1)	Performance Measures (2)	Physical Target (3)	Accomplishment (4)	Variance (%) (5)	Remarks (6)
<ul style="list-style-type: none"> ▪ Daily hydrological forecasts for PABC river basins during non-flood watch <p>A.III.a.3 Number of flood bulletins/warning information for Angat & Pantabangan Dams Operations prepared and issued:</p> <ul style="list-style-type: none"> ▪ Flood bulletins/warning information ▪ Station-days of Angat/Pantabangan dam operations real-time (telemetered) hydro data acquired ▪ Station-months of Angat/Pantabangan dam operations real-time (telemetered) hydro data primary processed <p>A.III.a.4 Number of flood bulletins/warning information for Binga/Ambuklao and Magat Dam Operations prepared and issued:</p> <ul style="list-style-type: none"> ▪ Flood bulletins/ warning information ▪ Station-days of Binga/ Ambuklao & Magat dam operations real-time (telemetered) hydro data acquired 		359	352	98	18; Reg.4B: 26; Reg.5: 32; Reg.6: 34; Reg.7: 23; Reg.8: 31; Reg.9: 65; Reg.10: 48; Reg.11: 41; Reg.12: 55; Reg.13: 45; ARMM: 56; PRB-1; ARB-0; BRB-1 & CRB-0
		0	0	-	
		300	293	98	
		15	30	> 100	
		0	0	-	
		300	358	> 100	

QUARTERLY PHYSICAL REPORT OF OPERATION

For the Quarter Ending June, 2013

Department of Science and Technology (DOST)

Philippine Atmospheric, Geophysical and Astronomical Services Administration (PAGASA)

Program / Activity / Project (1)	Performance Measures (2)	Physical Target (3)	Accomplishment (4)	Variance (%) (5)	Remarks (6)	
<ul style="list-style-type: none"> • Station-months of Binga/ Ambuklao & Magat dam operations real-time (telemetered) hydro data primary processed <p>A.II.a.1 No. of Farm Weather Forecasting and Advisory Services provided:</p> <ul style="list-style-type: none"> ▪ Daily Farm Weather Forecasts and Advisories (FWFA) issued ▪ Tropical Cyclone Warnings and Advisories (TCWA) for Agriculture issued ▪ Ten-day Regional Agri-weather Forecasts and Advisories ▪ Ten-day Regional Agro-climatic Review and Outlook for Agriculture <p>Number of Special Observations Gathered and Collected:</p> <ul style="list-style-type: none"> ▪ Ozone observations <p>No. of Special Observation Stations Operated and Maintained:</p> <ul style="list-style-type: none"> • Ozone monitoring station • VSS Station <p>A.II.b Number of Technical In-house Training Courses conducted with number of participants</p>		20	57	> 100		
		91	91 issued to 10,647 recipients	100		All issuances were posted in the internet
		During occurrence of TC	5 TCWA issued and 100 copies disseminated	-		
		9	9 issued and 810 copies disseminated	100		Agri-weather updates aired live daily (except Sun) at DZRM radio.
		9	9 issued and 810 copies disseminated	100		Emailed to clients upon request.
		299	238 Ozone observations conducted and 12 calibrations	80		Less observation due to cloudy skies
		1	1	100		
		10	10	100		
		2 In-house Technical Training Courses conducted to 60 participants:	12 / 305	> 100		

QUARTERLY PHYSICAL REPORT OF OPERATION

For the Quarter Ending June, 2013

Department of Science and Technology (DOST)

Philippine Atmospheric, Geophysical and Astronomical Services Administration (PAGASA)

Program / Activity / Project (1)	Performance Measures (2)	Physical Target (3)	Accomplishment (4)	Variance (%) (5)	Remarks (6)
Number of Non-Technical In-house Training Courses conducted with number of participants		2 In-house Non-Technical Training Courses conducted to 50 participants:	2 / 50	> 100	
Number of scholarships granted/supported:		--	4 Scholars Assisted 3 Full Scholars: M.S. in Meteorology Hendawitharana Gayana (Sri Lanka), John Manalo (Philippines), John Ariel T. Rojas (Philippines) 1 Partial Scholar: M.S. in Agricultural Meteorology Bernadeth Lucillo	-	
Number of Local scholarships/fellowships with number of participants:		5 local / 6 participants	12 local / 42 participants	> 100	
Number of Foreign/ fellowships with number of participants		5 foreign / 6 participants	22 foreign / 32 local participants	> 100	
Number of Library users assisted		250	292	> 100	
A.II.d					
Number of hourly and/or 3-hourly Station-day of PABC real-time (telemetered) rainfall and water level data transmitted to Weather and Flood Forecasting Center (WFFC) and at River Centers for hydrologic (flood) forecasting		3,550 to WFFC	5,315 to WFFC	> 100	
		3,825 to River Centers	5,009 to River Centers	> 100	

QUARTERLY PHYSICAL REPORT OF OPERATION

For the Quarter Ending June, 2013

Department of Science and Technology (DOST)

Philippine Atmospheric, Geophysical and Astronomical Services Administration (PAGASA)

Program / Activity / Project (1)	Performance Measures (2)	Physical Target (3)	Accomplishment (4)	Variance (%) (5)	Remarks (6)
A.III.a.5					
Number of astronomical data/information services provided:					
• 24-hour time check requests via telephone services		2,250	2,254	> 100	
• Dissemination of time signals to PAGASA Synoptic Stations		50	109	> 100	
• Press releases on different astronomical events and activities		3	3	100	
A.III.b.1					
Number of observing stations operated and maintained:					
• Surface synoptic stations		58	58	100	
• Upper air stations		6	6	100	
• Agromet Stations		25	25	100	
• Aeronautical stations		17	17	100	
• Climat/Rain stations		88	88	100	
• Automatic Weather Stations (AWS)		160	153	96	
• MTSDP Relay stations		2	2	100	
• Marine Buoy		2	2	100	
• Automatic Rain Gauge (ARG)		187	187	100	
• Water Level Monitoring System (WLMS)		47	47	100	
• Aero-Meteorological Weather Observation System (AWOS)		2	2	100	
A.III.b.2					
• Satellite data acquired from MTSAT, NOAA/FY-ID, Feng Yun and MODIS		5,278	5,278	100	

QUARTERLY PHYSICAL REPORT OF OPERATION

For the Quarter Ending June, 2013

Department of Science and Technology (DOST)

Philippine Atmospheric, Geophysical and Astronomical Services Administration (PAGASA)

Program / Activity / Project (1)	Performance Measures (2)	Physical Target (3)	Accomplishment (4)	Variance (%) (5)	Remarks (6)
<ul style="list-style-type: none"> • Images processed, pre-process level 1b to HDF & other • Processed set data archived • Weather information (weather forecast, warnings & bulletins) disseminated • Processed hourly satellite data uploaded to PAGASA website and to Weather Information Network for Media presentation • Lectures conducted to students/visitors • Assists researchers in satellite data extraction and interpretation <p>A.III.b.3</p> <ul style="list-style-type: none"> • Number of radar observations conducted • Number of radar stations operated & maintained <p>A.I.a.2</p> <p>Number of stations with various weather observing instruments/equipment/facilities repaired, maintained and operated, including vehicles</p> <p>A.I.a.3</p> <p>Civil works related to the construction/repair and rehabilitation of</p>		5,278	5,278	100	
		5,278	5,278	100	
		3,822	3,822	100	
		2,184	2,184	100	
		As need arises	5	-	
		As need arises	261	-	
		546	6,944	> 100	
		10	10	100	
		34 stations / 5 vehicles	34 stations / 18 vehicles	> 100	
			Civil works related to the construction/ repair and	<ul style="list-style-type: none"> • Conducted ocular inspection for the rehabilitation of station 	-

QUARTERLY PHYSICAL REPORT OF OPERATION

For the Quarter Ending June, 2013

Department of Science and Technology (DOST)

Philippine Atmospheric, Geophysical and Astronomical Services Administration (PAGASA)

Program / Activity / Project (1)	Performance Measures (2)	Physical Target (3)	Accomplishment (4)	Variance (%) (5)	Remarks (6)
typhoon-damaged weather stations undertaken <p align="center">MFO 2</p> Hazard Mapping and Risk Assessment Services <p align="center">P / A / Ps</p> <p>A.III.a.2</p> <ul style="list-style-type: none"> ▪ Hydromet/hydrologic prediction & frequency analysis & other information provided (Rainfall Intensity Duration Frequency – RIDF) ▪ Station-months of PABC & Metro Manila real-time (telemetered) hydro 	1. No. of hazard maps generated/updated 2. No. of clients - scientific data / information requests - income generated	rehabilitation of typhoon damaged weather stations undertaken 20	building at Legaspi, Juban, BUCAF, Pili and Tayabas <ul style="list-style-type: none"> • Implementation of the back-filling of the new site in preparation for the transfer of all meteorological instruments, telecommunication facilities and other related station facilities from old to new site at Tacloban station. • Constructed temporary security fence for the 3-phase transformers at Guiuan radar station. <ul style="list-style-type: none"> • Attended Peer Review for Hazard Mapping under the GMMA Project at PHIVOLCS auditorium. 25 stations/sheets to 17 clients	> 100	Income Generated: ₱ 10,200.00
		100	102	> 100	

QUARTERLY PHYSICAL REPORT OF OPERATION

For the Quarter Ending June, 2013

Department of Science and Technology (DOST)

Philippine Atmospheric, Geophysical and Astronomical Services Administration (PAGASA)

Program / Activity / Project (1)	Performance Measures (2)	Physical Target (3)	Accomplishment (4)	Variance (%) (5)	Remarks (6)
<p>data primary processed) <ul style="list-style-type: none"> ▪ Station-months of synoptic, hydromet and PABC short-duration hydro data primary processed <p>A.III.b.1 Number of real-time weather observations conducted and reported:</p> <ul style="list-style-type: none"> • Synoptic observations • Upper-air observations • Agromet observations • Aeronautical observations <p>A.III.c.1 Number of basic and applied research/ studies conducted for application & utilization in improving meteorological, hydrological & space science activities</p> <p>A.III.c.3 Basic and operational researches/studies on tropical cyclones and other natural disaster-causing phenomena and comprehensive hazard/ vulnerability and risk assessment</p> </p>		400	442	> 100	
		38,948	37,695	97	Intermittent signal on some stations. Some stations conducted twice or 4x a day observation in connection with the JAMSTEC experiment.
		546	1,101	> 100	
		4,550	4,344	95	
		20,790	26,992	> 100	
		4	4	100	
		3	3	100	

QUARTERLY PHYSICAL REPORT OF OPERATION

For the Quarter Ending June, 2013

Department of Science and Technology (DOST)

Philippine Atmospheric, Geophysical and Astronomical Services Administration (PAGASA)

Program / Activity / Project (1)	Performance Measures (2)	Physical Target (3)	Accomplishment (4)	Variance (%) (5)	Remarks (6)
MFO 3					
Research and Development	<ol style="list-style-type: none"> 1. No. of R&D projects implemented 2. No. of technical papers prepared vis-à-vis published papers in Int'l. Science Institute (ISI) listed journals 3. No. of Intellectual Property applied / approved 4. No. of R&D collaborative projects with international scientific organization 				
P / A / Ps					
A.II.c.1 Number of scientific and technical programs/ conferences/meetings/ projects involved in		5	20	> 100	
A.II.c.2 Number of inter-agency/ regional/international/ seminars hosted/conducted/participated in		5	5	100	
A.III.a.2 Number of flood bulletins/advisories/ situationers and hydromet/hydrologic information prepared and issued: <ul style="list-style-type: none"> • Flood bulletin for the telemetered Pampanga, Agno, Bicol and Cagayan (PABC) river basins 		10	6	60	

QUARTERLY PHYSICAL REPORT OF OPERATION

For the Quarter Ending June, 2013

Department of Science and Technology (DOST)

Philippine Atmospheric, Geophysical and Astronomical Services Administration (PAGASA)

Program / Activity / Project (1)	Performance Measures (2)	Physical Target (3)	Accomplishment (4)	Variance (%) (5)	Remarks (6)
<ul style="list-style-type: none"> • General flood advisories for the non-telemetered river basins • Daily hydrological forecasts for PABC river basins during non-flood watch <p>A.III.c.1 Number of basic and applied research/ studies conducted for application & utilization in improving meteorological, hydrological & space science activities</p> <p>A.III.c.3 Basic and operational researches/studies on tropical cyclones and other natural disaster-causing phenomena and comprehensive hazard/ vulnerability and risk assessment</p> <p>A.III.c.4 Researches/studies on climate and allied fields on Philippine Climatology, on the relationship of agricultural and meteorological parameters for the improvement of climatological services, and analysis of weather and climate situations for the formulation and</p>		20	576	> 100	CAR: 7; Reg.1: 15; Reg.2: 3; Reg.3: 18; NCR: 57;Reg.4A: 18; Reg.4B: 26; Reg.5: 32; Reg.6: 34; Reg.7: 23; Reg.8: 31; Reg.9: 65; Reg.10: 48; Reg.11: 41; Reg.12: 55; Reg.13: 45; ARMM: 56; PRB-1; ARB-0; BRB-1 & CRB-0
		359	352	98	
		4	4	100	
		3	3	100	
		4	7	> 100	

QUARTERLY PHYSICAL REPORT OF OPERATION

For the Quarter Ending June, 2013

Department of Science and Technology (DOST)

Philippine Atmospheric, Geophysical and Astronomical Services Administration (PAGASA)

Program / Activity / Project (1)	Performance Measures (2)	Physical Target (3)	Accomplishment (4)	Variance (%) (5)	Remarks (6)
<p>A.II.c.3 Number of seminars/ workshops and other disaster preparedness activities attended (as resource persons)</p>		7	11	> 100	
<p>A.III.c.2 Number of lectures conducted and participants attending at Weather & Flood Forecasting Center, PAGASA and resource persons provided information on natural hazards</p>		Demand-driven	<ul style="list-style-type: none"> ▪ Conducted lectures to 1,309 students & teachers at WFFC. ▪ Conducted lectures on natural hazards and weather outlook to 2,744 participants at different occasions and venue. 	-	
<p>Special Tropical Cyclone Reconnaissance Information and Damage Evaluation (STRIDE)</p>		<ul style="list-style-type: none"> • Investigation reports • Documented damages • On site disaster information in support to Forecasting Link with LGUs • Assistance to NDRRMC and other disaster concerned institution. 	<ul style="list-style-type: none"> ▪ Conducted the first meeting of STRIDE on April 4 re: composition of Team Leaders and its members for ease dispatching when Tropical Disturbance occurs. ▪ Conducted survey on reported Tornado incident at Paniqui, Tarlac on May 6. ▪ Participated in the Antenna Assembly for the portable Meteorological Satellite. 	-	
<p>A.III.a.2 Briefings to students/visitors on public information/ education drive on flood disaster and other related topic</p>		Demand-driven	750	-	

QUARTERLY PHYSICAL REPORT OF OPERATION

For the Quarter Ending June, 2013

Department of Science and Technology (DOST)

Philippine Atmospheric, Geophysical and Astronomical Services Administration (PAGASA)

Program / Activity / Project (1)	Performance Measures (2)	Physical Target (3)	Accomplishment (4)	Variance (%) (5)	Remarks (6)
A.II.a.1					
No. of Climatological/Agroclimatic Data/ Information prepared, issued and disseminated:					
• Weather certifications		As need arises	45	-	Income Generated: ₱ 46,500.00
• Monthly Agroclimatic Impact Assessment for Philippine Agriculture		3	3 publications and 75 copies disseminated	100	
• Customized weather information and other publications		As need arises	105 sets of publications sold	-	Income Generated: ₱ 467,772.00
• Weather Update/Climate Outlook/Advisories		4	3 Weather Situation and Outlook issued and 204 copies disseminated	75	
• Meteorological/ Climatological/ Agromet data collected and quality controlled		3,030 pages	3,214 pages	> 100	
• Meteorological/Climatological/Agromet data entered, checked and edited		192,450 records	311,585 records	> 100	
No. of Consultancy Services Extended:					
• Interviews granted to tri-media		As requested	14	-	Radyo ng Bayan, PTV 4, Solar TV
• Lectures/workshops conducted/attended		As need arises	<ul style="list-style-type: none"> • 21 lectures to 1,492 participants • 30 TWG Meetings attended with 610 participants 	-	
• Climate forum		3	2 climate forum conducted; April 17 (Legazpi City) with 102 participants and April 18 (Irosin) with 95 participants	67	

QUARTERLY PHYSICAL REPORT OF OPERATION

For the Quarter Ending June, 2013

Department of Science and Technology (DOST)

Philippine Atmospheric, Geophysical and Astronomical Services Administration (PAGASA)

Program / Activity / Project (1)	Performance Measures (2)	Physical Target (3)	Accomplishment (4)	Variance (%) (5)	Remarks (6)
<ul style="list-style-type: none"> • Researchers assisted • Court hearings attended <p>A.III.a.5</p> <ul style="list-style-type: none"> • Astronomical publications, information / Lunar and Solar certifications • Dissemination of time of 24-hour telephone time checks to the general public • Dissemination of time signals to PAGASA Synoptic Stations • Viewers to stargazing & telescoping sessions at U.P. Astronomical Observatory using the 45-cm telescope • Accommodation of visitors to planetarium lectures & shows at Central Office (Demand-driven) • Mobile Planetarium lectures/stargazing/telescoping on Tour to 8 schools in Luzon (as per request) • Astronomical observations conducted: Sunspot, lunar occultation, meteor showers, lunar eclipses and other celestial body/object 		As need arises	225	-	
		As requested	No court hearings attended	-	
		As need arises	16 publications sold and 23 complimentary copies disseminated	-	
		2,250	2,254	> 100	
		50	109	> 100	
		Upon request	9 viewers and 182 non-payee accommodated on stargazing/telescoping sessions (including non-payee)	-	Income Generated: ₱ 225.00
		Upon request	100 visitors and 66 non-payee accommodated for planetarium lectures/shows on Astronomy	-	Income Generated: ₱ 2,500.00
	Upon request	None	-		
	30	Astronomical observations: <ul style="list-style-type: none"> ▪ 69 sunspots ▪ 4 lunar occultation ▪ 2 meteor shower observed (Lyrids and Eta Aquarids) ▪ Documented the partial solar eclipse on May 10 at Gen. Santos and Davao City. 	> 100		

QUARTERLY PHYSICAL REPORT OF OPERATION

For the Quarter Ending June, 2013

Department of Science and Technology (DOST)

Philippine Atmospheric, Geophysical and Astronomical Services Administration (PAGASA)

Program / Activity / Project (1)	Performance Measures (2)	Physical Target (3)	Accomplishment (4)	Variance (%) (5)	Remarks (6)
<ul style="list-style-type: none"> • Sunshine duration & global radiation data • Number of assorted meteorological instruments calibrated for various clients <p>A.III.b.1 Number of extension services:</p> <ul style="list-style-type: none"> • Participants to lectures in DPP-IEC related trainings, seminars and workshops • Students/visitors at field stations lectured/ briefed on weather/natural disaster prevention/agency services • Local/public weather forecasts & warnings disseminated • Weather certifications <p align="center">P/A/Ps that is common to all MFOs</p> <p>A.I.a.1 Support services provided to the different organizational units of the agency</p>		91	Observed global radiation data 91 days and sunshine duration data 91 days	100	Income Generated: ₱ 83,020.00 Additional 45 instruments of ASTI were calibrated for free.
		Calibration of 40 assorted meteorological instrument for various customers and PAGASA	Repaired and calibrated 118 assorted meteorological instruments for various clients and 35 for PAGASA	> 100	
		Demand-driven	12,095	-	
		Demand-driven	10,054	-	
		As need arises	156,872	-	
	As need arises	425	-	-	Income Generated: ₱ 472,196.00
		100% support services provided	100% support services provided	100	

QUARTERLY PHYSICAL REPORT OF OPERATION

For the Quarter Ending June, 2013

Department of Science and Technology (DOST)

Philippine Atmospheric, Geophysical and Astronomical Services Administration (PAGASA)

Program / Activity / Project (1)	Performance Measures (2)	Physical Target (3)	Accomplishment (4)	Variance (%) (5)	Remarks (6)
<p>A.I.a.4 Number of personnel receiving Magna Carta</p> <p>B. PROJECTS</p> <p>I. Locally-funded Projects</p> <p>a. Telemetered Flood Forecasting and Warning System for 13 of 18 Major River Basins in the Philippines</p> <p>II. Foreign-assisted Projects</p> <p>a. Improvement of Meteorological Radar System (JICA)</p> <p>b. Improvement of Capabilities to Cope with Natural Disasters Caused by Climate Change (JICS)</p>		<p>Development of the Agency's Human Resources</p>	<p>Development of the Agency's Human Resources</p> <ul style="list-style-type: none"> • Surveyed the sites of the Flood Forecasting Centers in Mindanao. • Finalized the TOR of FFWC for 3 sites: Tagum, Davao del Norte, General Santos City and Cotabato City. • Handing over is scheduled on September 2013. • Signing of concurrence by PAGASA on the Tender Documents. • Confirmation of the Right of Ways (ROWs) for new sites. • Submission of the requirement of the Environmental Management Bureau (EMB), Region V on the application of the Certificate of Non-Coverage (CNC). 	100	

QUARTERLY PHYSICAL REPORT OF OPERATION

For the Quarter Ending June, 2013

Department of Science and Technology (DOST)

Philippine Atmospheric, Geophysical and Astronomical Services Administration (PAGASA)

Program / Activity / Project (1)	Performance Measures (2)	Physical Target (3)	Accomplishment (4)	Variance (%) (5)	Remarks (6)
--	------------------------------------	-------------------------------	------------------------------	----------------------------	-----------------------

Prepared by:


NANCY T. LANCE
Officer-in-Charge, PPDU

Approved by:


VICENTE B. MALANO
OIC, Administrator's Office

BAR No.1_quarterly report of operations_2nd qtr.2013
D:\2013 files\docs\PPDU Forms\BAR No.1_Quarterly Report of Operations
renpc
August 2013

**For the Quarter Ending
March**

QUARTERLY PHYSICAL REPORT OF OPERATION

For the Quarter Ending March, 2013

BAR No. 1

Department of Science and Technology (DOST)

Philippine Atmospheric, Geophysical and Astronomical Services Administration (PAGASA)

Program / Activity / Project (1)	Performance Measures (2)	Physical Target (3)	Accomplishment (4)	Variance (%) (5)	Remarks (6)
A. PROGRAMS					
MFO 1					
Forecast and warning services on weather, flood, climate, astronomy and extreme weather events					
	1. No. of timely and accurate forecasts on weather, flood and climate				
	2. No. of timely and accurate warnings on weather, flood and climate (as necessary)				
	3. No. of astronomical services:				
	No of clients served				
	- No. of information of different astronomical events (near earth objects such as asteroids, meteorites, etc) issued				
P / A / Ps					
A.III.a.1					
Number of weather information packages prepared and issued:					
	▪ Public weather forecasts	180	180	100	
	▪ Shipping forecasts	180	180	100	
	▪ Tropical Cyclone	Whenever TC enters PAR	3 TC entered PAR	-	
	- Advisories	As need arises	15	-	
	- International Warnings	As need arises	26	-	
					TS Auring (Jan. 3-4), TD Bising (Jan. 11-13), TD Crising (Feb. 18-22)

QUARTERLY PHYSICAL REPORT OF OPERATION

BAR No. 1

For the Quarter Ending March, 2013

Department of Science and Technology (DOST)

Philippine Atmospheric, Geophysical and Astronomical Services Administration (PAGASA)

Program / Activity / Project (1)	Performance Measures (2)	Physical Target (3)	Accomplishment (4)	Variance (%) (5)	Remarks (6)	
<ul style="list-style-type: none"> - Severe Weather Bulletin - Significant Meteorological Information - Hourly updates ▪ Aviation weather forecasts & flight enroute documentations ▪ Gale Warning/Weather Advisories for extreme climate events ▪ Forecasts/advisories/warnings/bulletins disseminated to regular clients and other various clients ▪ Special Forecast for Selected provinces (Mt. Pinatubo Lahar affected areas, Mt. Mayon and other selected areas) ▪ Special weather forecasts for selected Asian cities/Philippine cities/municipalities ▪ Weather maps plotted and analyzed ▪ Incorporation of MSL pressure, wind charts, satellite picture in public and shipping weather forecasts ▪ Public & shipping weather forecasts and Asian and Philippine cities municipalities incorporated in PAGASA Website ▪ Advisory/warning/bulletin incorporated in PAGASA Web page <p>A.III.a.2 Number of flood bulletins/advisories/situationers and hydromet/hydrologic information prepared and issued:</p>		As need arises	25	-		
			As need arises	3	-	
			As need arises	122	-	
			4,590	4,590	100	
			As need arises	119	-	
			As need arises	209,625	-	
			90	90	100	
			90	90	100	
			1,730	1,730	100	
			360	360	100	
			2,520	2,520	100	
			As need arises	185	-	

QUARTERLY PHYSICAL REPORT OF OPERATION

BAR No. 1

For the Quarter Ending March, 2013

Department of Science and Technology (DOST)

Philippine Atmospheric, Geophysical and Astronomical Services Administration (PAGASA)

Program / Activity / Project (1)	Performance Measures (2)	Physical Target (3)	Accomplishment (4)	Variance (%) (5)	Remarks (6)
<ul style="list-style-type: none"> ▪ Flood bulletin for the telemetered Pampanga, Agno, Bicol and Cagayan (PABC) river basins ▪ General flood advisories for the non-telemetered river basins ▪ Daily hydrological forecasts for PABC river basins during non-flood watch <p>A.III.a.3 Number of flood bulletins/warning information for Angat & Pantabangan Dams Operations prepared and issued:</p> <ul style="list-style-type: none"> ▪ Flood bulletins/warning information ▪ Station-days of Angat/Pantabangan dam operations real-time (telemetered) hydro data acquired ▪ Station-months of Angat/Pantabangan dam operations real-time (telemetered) hydro data primary processed <p>A.III.a.4 Number of flood bulletins/warning information for Binga/Ambuklao and Magat Dam Operations prepared and issued:</p>		6	5	83	CAR: 0; Reg.1: 0; Reg.2: 0; Reg.3: 9; NCR: 0;Reg.4A: 15; Reg.4B: 2; Reg.5: 8; Reg.6: 0; Reg.7: 0; Reg.8: 10; Reg.9: 5; Reg.10: 12; Reg.11: 16; Reg.12: 12; Reg.13: 17; ARMM: 7; PRB - 0; ARB - 0; BRB - 0 & CRB - 0
		20	449	> 100	
		357	353	99	
		0	0	-	
		300	334	> 100	
		15	30	> 100	

QUARTERLY PHYSICAL REPORT OF OPERATION

For the Quarter Ending March, 2013

BAR No. 1

Department of Science and Technology (DOST)

Philippine Atmospheric, Geophysical and Astronomical Services Administration (PAGASA)

Program / Activity / Project (1)	Performance Measures (2)	Physical Target (3)	Accomplishment (4)	Variance (%) (5)	Remarks (6)	
<ul style="list-style-type: none"> ▪ Flood bulletins/ warning information ▪ Station-days of Binga/ Ambuklao & Magat dam operations real-time (telemetered) hydro data acquired • Station-months of Binga/ Ambuklao & Magat dam operations real-time (telemetered) hydro data primary processed <p>A.II.a.1 No. of Farm Weather Forecasting and Advisory Services provided:</p> <ul style="list-style-type: none"> ▪ Daily Farm Weather Forecasts and Advisories (FWFA) issued ▪ Tropical Cyclone Warnings and Advisories (TCWA) for Agriculture issued ▪ Ten-day Regional Agri-weather Forecasts and Advisories ▪ Ten-day Regional Agro-climatic Review and Outlook for Agriculture <p>Number of Special Observations Gathered and Collected:</p> <ul style="list-style-type: none"> ▪ Ozone observations <p>No. of Special Observation Stations Operated and Maintained:</p> <ul style="list-style-type: none"> • Ozone monitoring station • VSS Station 		0	0	-		
		300	462	> 100		
		20	57	> 100		
		90	90 issued to 10,530 recipients	100		All issuances were posted in the internet
		Issued whenever TC threatens PAR	6 TCWA issued and 702 copies disseminated	-		
		9	9 issued and 810 copies disseminated	100		Agri-weather updates aired live daily (except Sun) at DZRM radio.
		9	9 issued and 810 copies disseminated	100		Emailed to clients upon request.
		283	253 Ozone observations conducted and 12 calibrations	89		Less observation due to cloudy skies
		1	1	100		
		10	10	100		

QUARTERLY PHYSICAL REPORT OF OPERATION

For the Quarter Ending March, 2013

BAR No. 1

Department of Science and Technology (DOST)

Philippine Atmospheric, Geophysical and Astronomical Services Administration (PAGASA)

Program / Activity / Project (1)	Performance Measures (2)	Physical Target (3)	Accomplishment (4)	Variance (%) (5)	Remarks (6)
A.II.b Number of Technical In-house Training Courses conducted with number of participants Number of Non-Technical In-house Training Courses conducted with number of participants Number of scholarships granted/supported: Number of Local scholarships/fellowships with number of participants: Number of Foreign/ fellowships with number of participants		1 In-house Technical Training Courses conducted to 30 participants:	4 In-house Technical Training Courses conducted to 95 participants, 1 Long-Term In-House Technical Training under AGHAM Party-List with 16 participants	> 100	
		2 Non-Technical Training with 50 participants	1 Non-Technical Training with 55 participants	> 100	
		--	3 Scholars Assisted: 2 Full Scholars: M.S. in Meteorology Hendawitharana Gayana (Sri Lanka), Prethika Jayakody (Sri Lanka) 1 Partial Scholar: - M.S. in Agricultural Meteorology Bernadeth Lucillo DOST-HRDP Scholars Thelma A. Cinco, Ma. Elena V. Tan, Angelina SP. Galang	100	
		5 local / 6 participants	17 local / 14 participants	> 100	
		5 foreign / 6 participants	21 foreign / 14 local participants	> 100	

QUARTERLY PHYSICAL REPORT OF OPERATION

BAR No. 1

For the Quarter Ending March, 2013

Department of Science and Technology (DOST)

Philippine Atmospheric, Geophysical and Astronomical Services Administration (PAGASA)

Program / Activity / Project (1)	Performance Measures (2)	Physical Target (3)	Accomplishment (4)	Variance (%) (5)	Remarks (6)
Number of Library users assisted		250	189	76	
A.II.d					
Number of hourly and/or 3-hourly Station-day of PABC real-time (telemetered) rainfall and water level data transmitted to Weather and Flood Forecasting Center (WFFC) and at River Centers for hydrologic (flood) forecasting		3,550 to WFFC 3,825 to River Centers	4,604 to WFFC 4,604 to River Centers	> 100	
A.III.a.5					
Number of astronomical data/information services provided:					
• 24-hour time check requests via telephone services		2,250	1,682	75	
• Dissemination of time signals to PAGASA Synoptic Stations		50	73	> 100	
• Press releases on different astronomical events and activities		3	3	100	
A.III.b.1					
Number of observing stations operated and maintained:					
• Surface synoptic stations		58	58	100	
• Upper air stations		6	6	100	
• Agromet Stations		25	25	100	
• Aeronautical stations		17	17	100	
• Climat/Rain stations		88	88	100	
• Automatic Weather Stations (AWS)		40	40	100	
• MTSDP Relay stations		2	2	100	
• Marine Buoy		2	2	100	

QUARTERLY PHYSICAL REPORT OF OPERATION

For the Quarter Ending March, 2013

BAR No. 1

Department of Science and Technology (DOST)

Philippine Atmospheric, Geophysical and Astronomical Services Administration (PAGASA)

Program / Activity / Project (1)	Performance Measures (2)	Physical Target (3)	Accomplishment (4)	Variance (%) (5)	Remarks (6)
<ul style="list-style-type: none"> • Automatic Rain Gauge (ARG) • Water Level Monitoring System (WLMS) • Aero-Meteorological Weather Observation System (AWOS) <p>A.III.b.2</p> <ul style="list-style-type: none"> • Satellite data acquired from MTSAT, NOAA/FY-2D, Feng Yun and MODIS • Images processed, pre-process level 1b to HDF & other • Processed set data archived • Weather information (weather forecast, warnings & bulletins) disseminated • Processed hourly satellite data uploaded to PAGASA website and to Weather Information Network for Media presentation • Lectures conducted to students/visitors • Assists researchers in satellite data extraction and interpretation <p>A.III.b.3</p> <ul style="list-style-type: none"> • Number of radar observations conducted • Number of radar stations operated & maintained 		187	187	100	
		47	47	100	
		2	2	100	
		5,221	5,220	99	
		5,221	5,220	99	
		5,278	5,278	100	
		As need arises	205		
		2,160	2,160	100	
		As need arises	6	-	
		As need arises	2	-	
		546	7,185	> 100	
		10	9	90	

QUARTERLY PHYSICAL REPORT OF OPERATION

For the Quarter Ending March, 2013

BAR No. 1

Department of Science and Technology (DOST)

Philippine Atmospheric, Geophysical and Astronomical Services Administration (PAGASA)

Program / Activity / Project (1)	Performance Measures (2)	Physical Target (3)	Accomplishment (4)	Variance (%) (5)	Remarks (6)
<p>A.I.a.2 Number of stations with various weather observing instruments/equipment/facilities repaired, maintained and operated, including vehicles</p> <p>A.I.a.3 Civil works related to the construction/repair and rehabilitation of typhoon-damaged weather stations undertaken</p> <p align="center">MFO 2 Hazard Mapping and Risk Assessment Services</p> <p align="center">P / A / Ps</p>	<p>1. No. of hazard maps generated/updated</p> <p>2. No. of clients</p> <ul style="list-style-type: none"> - scientific data / information requests - income generated 	<p>30 stations / 5 vehicles</p> <p>Civil works related to the construction/ repair and rehabilitation of typhoon damaged weather stations undertaken</p>	<p>29 stations / 8 vehicles</p> <ul style="list-style-type: none"> • Conducted ocular inspection for the rehabilitation of station buildings at Borongan, Maasin, Guiuan, Tacloban, UEP, Aborlan and BSU. • Conducted the Pre-Inspection of Basco radar tower building in preparation for the building repair and installation of new radar system. • Conducted Post-Inspection of Romblon PAGASA station. • Flood Hazard Mapping - Data collection for Cavite and Bulacan are completed. • Storm Surge Hazard Mapping - Data collection for Parañaque and Las Piñas are completed. 	<p>99</p> <p align="center">-</p>	

QUARTERLY PHYSICAL REPORT OF OPERATION

For the Quarter Ending March, 2013

BAR No. 1

Department of Science and Technology (DOST)

Philippine Atmospheric, Geophysical and Astronomical Services Administration (PAGASA)

Program / Activity / Project (1)	Performance Measures (2)	Physical Target (3)	Accomplishment (4)	Variance (%) (5)	Remarks (6)	
A.III.a.2 ▪ Hydromet/hydrologic prediction & frequency analysis & other information provided (Rainfall Intensity Duration Frequency – RIDF) ▪ Station-months of PABC & Metro Manila real-time (telemetered) hydro data primary processed) ▪ Station-months of synoptic, hydromet and PABC short-duration hydro data primary processed A.III.b.1 Number of real-time weather observations conducted and reported: • Synoptic observations • Upper-air observations • Agromet observations • Aeronautical observations A.III.c.1 Number of basic and applied research/ studies conducted for application & utilization in improving meteorological, hydrological & space science activities A.III.c.3 Basic and operational researches/studies on tropical cyclones and other natural disaster-causing phenomena and comprehensive hazard/ vulnerability and		20	69 stations/sheets to 24 clients		Income Generated: ₱ 27,270.00	
		100	98	98		
		300	420	>100		
		38,948	37,679	97		
		546	977	>100		
		4,550	4,293	94		
		20,790	25,729	>100		
		4	4	100		
		3	3	100		

QUARTERLY PHYSICAL REPORT OF OPERATION

For the Quarter Ending March, 2013

BAR No. 1

Department of Science and Technology (DOST)

Philippine Atmospheric, Geophysical and Astronomical Services Administration (PAGASA)

Program / Activity / Project (1)	Performance Measures (2)	Physical Target (3)	Accomplishment (4)	Variance (%) (5)	Remarks (6)
risk assessment <p align="center">MFO 3</p> <p>Research and Development</p> <p align="center">P / A / Ps</p> <p>A.II.c.1 Number of scientific and technical programs/ conferences/meetings/ projects involved in</p> <p>A.II.c.2 Number of inter-agency/ regional/international/ seminars hosted/conducted/participated in</p> <p>A.III.a.2 Number of flood bulletins/advisories/ situationers and hydromet/hydrologic information prepared and issued:</p>	1. No. of R&D projects implemented 2. No. of technical papers prepared vis-à-vis published papers in Int'l. Science Institute (ISI) listed journals 3. No. of Intellectual Property applied / approved 4. No. of R&D collaborative projects with international scientific organization				
		5	10	>100	
		5	5	>100	

QUARTERLY PHYSICAL REPORT OF OPERATION

BAR No. 1

For the Quarter Ending March, 2013

Department of Science and Technology (DOST)

Philippine Atmospheric, Geophysical and Astronomical Services Administration (PAGASA)

Program / Activity / Project (1)	Performance Measures (2)	Physical Target (3)	Accomplishment (4)	Variance (%) (5)	Remarks (6)
<ul style="list-style-type: none"> • Flood bulletin for the telemetered Pampanga, Agno, Bicol and Cagayan (PABC) river basins • General flood advisories for the non-telemetered river basins • Daily hydrological forecasts for PABC river basins during non-flood watch <p>A.III.c.1 Number of basic and applied research/ studies conducted for application & utilization in improving meteorological, hydrological & space science activities</p> <p>A.III.c.3 Basic and operational researches/studies on tropical cyclones and other natural disaster-causing phenomena and comprehensive hazard/ vulnerability and risk assessment</p> <p>A.III.c.4 Researches/studies on climate and allied fields on Philippine Climatology, on the relationship of agricultural and meteorological parameters for the</p>		6	5	>100	CAR: 0; Reg.1: 0; Reg.2: 0; Reg.3: 9; NCR: 0;Reg.4A: 15; Reg.4B: 2; Reg.5: 8; Reg.6: 0; Reg.7: 0; Reg.8: 10; Reg.9: 5; Reg.10: 12; Reg.11: 16; Reg.12: 12; Reg.13: 17; ARMM: 7; PRB - 0; ARB - 0; BRB - 0 & CRB - 0
		20	449	>100	
		357	353	99	
		4	4	100	
		3	3	100	
		4	6	>100	

QUARTERLY PHYSICAL REPORT OF OPERATION

For the Quarter Ending March, 2013

BAR No. 1

Department of Science and Technology (DOST)

Philippine Atmospheric, Geophysical and Astronomical Services Administration (PAGASA)

Program / Activity / Project (1)	Performance Measures (2)	Physical Target (3)	Accomplishment (4)	Variance (%) (5)	Remarks (6)
<p>improvement of climatological services, and analysis of weather and climate situations for the formulation and issuance of farm-weather forecasts, advisories and warnings</p> <p align="center">MFO 4</p> <p>Disaster Preparedness, Risk Mitigation and Other Services</p>	<p>1. No. of clients served by of services - participants to IEC lectures - drills - visitors to hydromet/ climatological facilities - visitors to space science and planetarium facilities</p> <p>2. No. of information packages developed / reproduced</p> <p>3. No. of information packages disseminated</p> <p>4. No. of training/seminars/ workshops/ conferences/ fora conducted for various stakeholders - demand-driven</p> <p>5. No. of climatological hydro meteorological data/ astronomical publications info and weather certifications issued/disseminated and no. of met. instrument tested/ calibrated/ repaired</p>		<p>38,979 participants</p> <p>2 pamphlets and 1 brochure</p> <p>606</p> <p>Trainings/Seminars - 4 Fora - 2</p> <p>Climatological/Met. Data - 109 Astronomical Publications - 254 sold and 914 complimentary copies disseminated Weather Certifications - 628 Met. Instrument Calibrated - 178</p>		

QUARTERLY PHYSICAL REPORT OF OPERATION

For the Quarter Ending March, 2013

BAR No. 1

Department of Science and Technology (DOST)

Philippine Atmospheric, Geophysical and Astronomical Services Administration (PAGASA)

Program / Activity / Project (1)	Performance Measures (2)	Physical Target (3)	Accomplishment (4)	Variance (%) (5)	Remarks (6)
P / A / Ps					
<p>A.II.c.3 Number of seminars/ workshops and other disaster preparedness activities attended (as resource persons)</p>		7	4	57	
<p>A.III.c.2 Number of lectures conducted and participants attending at Weather & Flood Forecasting Center, PAGASA and resource persons provided information on natural hazards</p>		As need arises	<ul style="list-style-type: none"> • Conducted lectures to 14,914 students & teachers at WFFC. • Conducted lectures on natural hazards and weather outlook to 8,125 participants at different occasions and venue 	-	
<p>Special Tropical Cyclone Reconnaissance Information and Damage Evaluation (STRIDE)</p>		<ul style="list-style-type: none"> • Investigation reports • Documented damages • On site disaster information in support to Forecasting Link with LGUs • Assistance to NDRRMC and other disaster concerned institution. 	<ul style="list-style-type: none"> • Briefer at NDRRMC OPCEN during the South Korea Rocket Launch on Jan. 29-30. • Briefer at NDRRMC OPCEN Camp Aguinaldo Quezon City during the inclement weather. • Surveyed Tornado/Hail occurrence at Brgy. Masambong, Roosevelt, Quezon City on March 14. 	-	
<p>A.III.a.2 Briefings to students/visitors on public information/ education drive on flood disaster and other related topic</p>		As need arises	1,351	-	

QUARTERLY PHYSICAL REPORT OF OPERATION

BAR No. 1

For the Quarter Ending March, 2013

Department of Science and Technology (DOST)

Philippine Atmospheric, Geophysical and Astronomical Services Administration (PAGASA)

Program / Activity / Project (1)	Performance Measures (2)	Physical Target (3)	Accomplishment (4)	Variance (%) (5)	Remarks (6)	
A.II.a.1 No. of Climatological/Agroclimatic Data/ Information prepared, issued and disseminated: <ul style="list-style-type: none"> • Weather certifications • Monthly Agroclimatic Impact Assessment for Philippine Agriculture • Customized weather information and other publications • Weather Update/Climate Outlook/Advisories • Meteorological/ Climatological/ Agromet data collected and quality controlled • Meteorological/Climatological/Agromet data entered, checked and edited No. of Consultancy Services Extended: <ul style="list-style-type: none"> • Interviews granted to tri-media • Lectures/workshops conducted/attended • Climate forum 		As need arises	53	-	Income Generated: ₱ 54,400.00	
		3	3 publications and 75 copies disseminated	100		
			As need arises	106 sets of publications sold	-	Income Generated: ₱ 383,292.00
		4	3 Weather Situation and Outlook issued and 204 copies disseminated, 1 Seasonal Climate Outlook issued and 68 copies disseminated	100		
			3,330 pages	3,868 pages	>100	
			192,450 records	301,332 records	>100	
			As need arises	4	-	PTV 4, Independent Media Professor, Radyo ng Bayan
			As need arises	<ul style="list-style-type: none"> • 16 lectures to 1,028 participants • 30 TWG Meetings attended with 1,115 participants 	-	
			3	2 climate fora conducted on Feb. 6 (82 participants) and March 8 (75 participants)	67	

QUARTERLY PHYSICAL REPORT OF OPERATION

For the Quarter Ending March, 2013

BAR No. 1

Department of Science and Technology (DOST)

Philippine Atmospheric, Geophysical and Astronomical Services Administration (PAGASA)

Program / Activity / Project (1)	Performance Measures (2)	Physical Target (3)	Accomplishment (4)	Variance (%) (5)	Remarks (6)	
<ul style="list-style-type: none"> • Researchers assisted • Court hearings attended <p>A.III.a.5</p> <ul style="list-style-type: none"> • Astronomical publications, information / Lunar and Solar certifications • Dissemination of time of 24-hour telephone time checks to the general public • Dissemination of time signals to PAGASA Synoptic Stations • Celebration of National Astronomy Week 18-22 February 2013 <ul style="list-style-type: none"> - Free accommodation of 100 students in stargazing/telescoping sessions - Free planetarium lectures/shows to 1,0000 students - Free planetarium on tour package at different schools at Sothern Luzon-PRSD - First Astrophotography Contest with 25 participants - Seminar/Workshop to 40 Science Teachers on Basic and Observational Astronomy for Public Science Teachers in Metro Manila • Viewers to stargazing & telescoping sessions at U.P. Astronomical Observatory using the 45-cm 		As need arises	320 researchers/visitors	-		
			As requested	1 court hearing attended at Makati RTC	-	
			As requested	254 publications sold; 914 complimentary copies disseminated	-	Income Generated: ₱ 21,600.00
			2,250	1,682	75	
			50	73	>100	
			-	373 for overnight stargazing at the PAGASA Observatory		
			-	2,235 students and astronomy enthusiasts		
		-	16 different schools at SL-PRSD			
		-	16 students (elementary and secondary level)			
		-	48 Science Teachers from Metro Manila			
		Upon request	666 visitors accommodated on stargazing/telescoping sessions (including non-payee)	-	Income Generated: ₱ 16,650.00	

QUARTERLY PHYSICAL REPORT OF OPERATION

For the Quarter Ending March, 2013

BAR No. 1

Department of Science and Technology (DOST)

Philippine Atmospheric, Geophysical and Astronomical Services Administration (PAGASA)

Program / Activity / Project (1)	Performance Measures (2)	Physical Target (3)	Accomplishment (4)	Variance (%) (5)	Remarks (6)
telescope • Accommodation of visitors to planetarium lectures & shows at Central Office (Demand-driven) • Mobile Planetarium lectures/stargazing/telescoping on Tour to 8 schools in Luzon (as per request) • Astronomical observations conducted: Sunspot, lunar occultation, meteor showers, lunar eclipses and other celestial body/object • Sunshine duration & global radiation data • Number of assorted meteorological instruments calibrated for various clients A.III.b.1 Number of extension services: • Participants to lectures in DPP-IEC related trainings, seminars and		Upon request	4,162 students and science teachers with 144 non-payee accommodated for planetarium lectures/shows on Astronomy	-	Income Generated: ₱ 104,050.00
		Upon request	Accommodated 9 schools with 2,149 students/science teachers as participants in portable planetarium lecture and shows and stargazing	>100	Income Generated: ₱ 13,000.00
		30 Astronomical observations	Astronomical observations: • 58 sunspots • 2 lunar occultation • 1 Meteor Shower • Photography of the comet Pan-Starrs at the Observatory and at Manila Bay	100	Observed global radiation data 90 days and sunshine duration data 90 days
		90	Repaired and calibrated 69 assorted meteorological instruments for various clients, 6 for ASTI (free) and 108 for PAGASA	158	Income Generated: ₱ 45,510.00
		Calibration of 40 assorted meteorological instrument for various customers and PAGASA			
		Demand-driven	12,687 participants	-	

QUARTERLY PHYSICAL REPORT OF OPERATION

For the Quarter Ending March, 2013

BAR No. 1

Department of Science and Technology (DOST)

Philippine Atmospheric, Geophysical and Astronomical Services Administration (PAGASA)

Program / Activity / Project (1)	Performance Measures (2)	Physical Target (3)	Accomplishment (4)	Variance (%) (5)	Remarks (6)
workshops • Students/visitors at field stations lectured/ briefed on weather/natural disaster prevention/agency services • Local/public weather forecasts & warnings disseminated • Weather certifications P/A/Ps that is common to all MFOs A.I.a.1 Support services provided to the different organizational units of the agency A.I.a.4 Number of personnel receiving Magna Carta B. PROJECTS I. Locally-funded Projects a. Telemetered Flood Forecasting and Warning System for 13 of 18 Major River Basins in the Philippines		Demand-driven	24,125 students/visitors	-	Income Generated: ₱ 646,487.00
		As need arises	8,791 local/public weather forecasts & warnings	-	
		As need arises	575	-	
		100% support services provided	100% support services provided	100	
		Development of the Agency's Human Resources	Development of the Agency's Human Resources	100	
			• Coordinated with CAAP Davao for Davao river basin and for the Buayan-Malungon river basins in Cotabato which are being prioritized by the Mindanao Presidential Task Force.		

QUARTERLY PHYSICAL REPORT OF OPERATION

BAR No. 1

For the Quarter Ending March, 2013

Department of Science and Technology (DOST)


Philippine Atmospheric, Geophysical and Astronomical Services Administration (PAGASA)

Program / Activity / Project (1)	Performance Measures (2)	Physical Target (3)	Accomplishment (4)	Variance (%) (5)	Remarks (6)
II. Foreign-assisted Projects					
a. Improvement of Meteorological Radar System (JICA)			<ul style="list-style-type: none"> • Virac and Aparri - completed • Guiuan - Handling-over of documents is scheduled on the 2nd quarter. 		
b. Improvement of Capabilities to Cope with Natural Disasters Caused by Climate Change (JICS)			<ul style="list-style-type: none"> • After a period of analysis, the Ministry of Foreign Affairs (MoFA) in Tokyo notified PAGASA to proceed with the project. • Nippon Koei, consultant of JICS, will determine the necessary measures to ensure that Invitation to Bid (ITB) process is competitive / open and not in any way limited to only one supplier. • On-going finalization of Project Preparation Stage (PPS). 		

Prepared by:


NANCY T. LANCE
 Officer-in-Charge, PPDU

Approved by:


VICENTE B. MALANO
 Officer-in-Charge, Administrator's Office



Statement of Allotment / Obligations and Balances

file copy

Department of Science & Technology
 PHILIPPINE ATMOSPHERIC, GEOPHYSICAL &
 ASTRONOMICAL SERVICES ADMINISTRATION (PAGASA) Fund 101

STATEMENT OF ALLOTMENT/OBLIGATIONS AND BALANCES
 As of December 31, 2013

Particulars	Code	Allotment Released	Obligations Incurred	Unobligated Balance/Remarks of Allotment
CURRENT YEAR BUDGET				
A. PROGRAMS AND ACTIVITIES				
Personal Services	100	347,797,283.26	347,797,283.26	-
Salaries and Wages	701/703	227,322,917.82	227,322,917.82	-
Representation and Transportation Allowance	713/714	1,134,732.94	1,134,732.94	-
Bonuses and Incentives	724/725	23,240,000.00	23,240,000.00	-
Other Benefits:				
- P E R A	711	20,243,370.92	20,243,370.92	-
- Uniform Allowance	715	3,870,000.00	3,870,000.00	-
- Productivity	717	1,502,000.00	1,502,000.00	-
- Step Increment/Other Personnel Benefits	749	578,082.18	578,082.18	-
- PAGIBIG Contributions	732	1,036,000.00	1,036,000.00	-
- Medicare Premiums	733	2,656,649.90	2,656,649.90	-
- Employees Compensation Insurance Premium	734	1,036,000.00	1,036,000.00	-
- Magna Carta for Science & Technology Personnel	716	39,170,000.00	✓ 39,170,000.00	-
- Night Differential	749	6,093,246.24	6,093,246.24	-
- Collective Negotiation Agreement(CNA) Incentive (Realigned from MOOE)	749	19,914,283.26	19,914,283.26	-
Maintenance & Other Operating Expenses	200	300,950,787.74	270,248,545.41	30,702,242.33 (See Note A)
Travelling Expenses		18,605,490.80	17,548,513.05	1,056,977.75
Local	751	16,529,250.73	15,600,811.86	928,438.87
Foreign	752	2,076,240.07	1,947,701.19	128,538.88
Communication Services		23,267,328.47	22,197,328.54	1,069,999.93
Postage and Deliveries	771	526,985.06	354,801.07	172,183.99
Telephone Expenses - landline	772		3,865,131.49	
Telephone Expenses - mobile	773		2,789,036.46	
Internet Expenses	774	22,740,343.41	15,183,859.52	897,815.94
Cable, Satellite, Telegraph & Radio	775		4,500.00	
Repair & Maintenance of Gov't. Facilities		42,683,954.38	40,851,810.67	1,832,143.71
Buildings Maintenance	811		16,567,558.14	
Other Structure Maintenance	815	22,825,403.99	6,257,845.85	
Office Equipment Maintenance	821		601,352.70	
Furniture/Fixtures Maintenance	822	14,406,201.00	11,886,481.63	246,381.72
IT Equipment Maintenance	823		1,671,984.95	
Tel/Cable/Radio Equipment Maintenance	829		232,010.00	
Technical & Scientific Equipment Maintenance	836	5,452,349.39	1,141,874.00	1,585,761.99
Other Machineries Maintenance	840		2,492,703.40	
Repair & Maintenance of Gov't. Vehicles		3,128,453.62	2,434,314.05	694,139.57
Motor Vehicles Maintenance	841	3,128,453.62	2,434,314.05	694,139.57
Transportation Services		708,226.68	194,746.27	513,480.41
Transportation and Deliveries	784	708,226.68	194,746.27	513,480.41
Supplies and Materials		119,204,296.08	97,442,969.59	21,761,326.49
Office Supplies Expenses	755		31,092,174.09	
Accountable Forms	756	51,257,628.91	10,000.00	20,045,813.79
Drugs/Medicine Expenses	759		108,850.00	
Medical/Dental/Laboratory Expenses	760		791.03	
Other Supplies Expenses	765	58,268,139.60	56,797,655.13	1,470,484.47
Gasoline, Oil and Lubricants Expenses	761	9,678,527.57	9,433,499.34	245,028.23
Rents		2,152,087.15	1,768,472.19	383,614.96
Rent Expenses	782	2,152,087.15	1,768,472.19	383,614.96
Water, Illumination and Power Service		35,366,094.85	34,228,764.33	1,137,330.52
Water	766	3,818,313.76	3,013,597.02	804,716.74
Electricity	767	31,547,781.09	31,215,167.31	332,613.78
Training and Seminar Expenses		5,553,469.07	4,279,792.29	1,273,676.78
Training and Seminar Expenses	753		3,657,872.29	
Scholarship Expenses	754	5,553,469.07	621,920.00	1,273,676.78

Note A - Actual balance for CY 2013 MOOE Continuing Appropriations is 2,074,959.73

RECORDS OFFICE, CMA
RECEIVED
 DATE: June 23, 2014
 BY: Allest.


STATEMENT OF ALLOTMENT/OBLIGATIONS AND BALANCES
 As of December 31, 2013

Particulars	Code	Allotment Released	Obligations Incurred	Unobligated Balance/Remarks of Allotment
Extraordinary/Contingency/Emergency Expenses		137,545.25	137,545.25	-
Representation Expenses	783	137,545.25	137,545.25	-
Fidelity Bond and Insurance Premium		6,688,479.43	6,563,926.61	124,552.82
Fidelity Bond Premiums	892	287,108.22	181,503.75	105,604.47
Insurance Expenses	893	6,401,371.21	6,382,422.86	18,948.35
Other Services		43,455,361.96	42,600,362.57	854,999.39
Advertisements	780	421,940.10	395,522.00	26,418.10
Printing and Binding	781	189,342.80	189,342.80	-
Subscription	786	380,000.00	253,254.05	126,745.95
Survey Expenses	787	150,000.00	22,500.00	127,500.00
Legal Services	791	76,000.00	-	76,000.00
Janitorial Services	796		7,370,774.27	-
Security Services	797	20,698,491.58	13,327,717.31	
Membership Dues/Contributions	778		35,000.00	
Auditing Services	792		105,391.75	
Other Professional Services	799	21,539,587.48	4,394,628.00	498,335.34
Other MOOE	969		15,815,672.39	
Bank Charges	971		2,222.00	
Customs Duties and Taxes	891		688,338.00	
Capital Outlay	300	578,671,000.00	190,077,001.14	388,593,998.86
Equipment			190,077,001.14	
B. PROJECTS				
I. Locally-Funded Projects	300	65,000,000.00	1,154,284.75	63,845,715.25
a. Telemetered Flood Forecasting and Warning System for 13 Rivers in the Philippines		65,000,000.00	1,154,284.75	63,845,715.25
Total Current Year Budget		1,292,419,071.00	809,277,114.56	483,141,956.44
Less 20% - Section 6.1.3 of Budget Circular No. 2006-1 dated February 01, 2006		(8,627,282.60)		(8,627,282.60)
Total Current Year Budget		1,283,791,788.40	809,277,114.56	474,514,673.84
Retirement and Life Insurance Premium (RLIP)	100	27,284,000.00	26,288,009.27	995,990.73
SPECIAL PURPOSE FUNDS				
Pension and Gratuity Fund (PGF), RA 10352	100	16,325,074.00	16,325,066.77	7.23
-Terminal Leave Benefits		8,848,876.00	8,848,869.07	6.93
-Incentive differentials pursuant to EO No. 77 (SARO# -BMB-E-13-0004903 dated May 08, 2013)		7,476,198.00	7,476,197.70	0.30
Miscellaneous Personnel Benefits Fund (MPBF), RA 10352				
Performance Based Bonus (PBB) for FY 2012 (SARO# -BMB-E-13-0005123 dated May 15, 2013)	100	9,167,000.00	8,498,500.00	668,500.00
Payment of Productivity Enhancement Incentive (PEI) for FY 2013 (SARO# -BMB-E-13-0024481 dated december 13, 2013)	100	4,335,000.00	3,935,500.00	399,500.00
Payment of Magna Carta (MC) Benefits pursuant to R.A. 8439 (SARO# -BMB-E-13-0025154 dated December 20, 2013)	100	21,479,451.00	21,479,451.00	-
Longevity Pay	722	21,479,451.00	21,479,451.00	-


STATEMENT OF ALLOTMENT/OBLIGATIONS AND BALANCES
As of December 31, 2013

Particulars	Code	Allotment Released	Obligations Incurred	Unobligated Balance/Remarks of Allotment
FY 2013 General Appropriations Act, RA 10352				
Payment of Magna Carta (MC) Benefits pursuant to R.A. 8439 per realigned from MOOE (SARO# -BMB-E-13-0012817 dated August 07, 2013) (SARO# -BMB-E-13-0025155 dated December 20, 2013)	100	61,250,929.00	61,250,929.00	-
Hazard Allowance	721	32,992,380.00	32,992,380.00	-
Longevity Pay	722	28,258,549.00	28,258,549.00	-
(Note A) Withdrawal of released of allotment under MOOE to cover the MOOE deficiency of DOST-ICTO (SARO# -BMB-E-13-0024433 dated December 16, 2013)	200	(20,000,000.00)		(20,000,000.00)
Automatic Appropriations				
Customs, Duties and Taxes (SARO# -BMB-E-13-0012352 dated August 01, 2013)	200	26,907,229.00	26,907,229.00	-
		26,907,229.00	26,907,229.00	-
Total, Special Purpose Fund		119,464,683.00	138,396,675.77	(18,931,992.77)
PRIOR YEAR'S BUDGET				
FY 2012 Budget RA 10155				
A. PROGRAMS AND ACTIVITIES				
MOOE	200	68,141,081.35	67,963,727.71	177,353.64
Travelling Expenses		769,121.21	769,121.21	-
Communication Expenses		1,268,246.57	1,262,642.27	5,604.30
Repair & Maintenance of Gov't. Facilities		3,668,696.61	3,668,696.61	-
Repair & Maintenance of Gov't. Vehicles		41,515.24	32,584.08	8,931.16
Transportation Expenses		32,323.93	913.70	31,410.23
Supplies and Materials/Gasoline		34,236,061.28	34,198,123.98	37,937.30
Rents		251,076.66	228,403.31	22,673.35
Water, Illumination and Power Service		3,001,624.20	2,963,004.37	38,619.83
Training and Seminar Expenses		42,679.58	19,743.00	22,936.58
Extraordinary/Contingency/Emergency Expenses		-	-	-
Fidelity Bond and Insurance Premium		5,461.40	-	5,461.40
Other Services		24,824,274.67	24,820,495.18	3,779.49
CAPITAL OUTLAY	300	293,190,277.71	285,413,414.58	7,776,863.13
Equipment Outlay		293,190,277.71	285,413,414.58	7,776,863.13
B. PROJECTS				
I. Locally-Funded Projects				
a. Construction of Access Road (Guiuan)	300	4,126,000.90	3,888,652.24	237,348.66
		2,982,000.00	2,982,000.00	-
b. Renovation of Building (Guiuan)		1,144,000.00	906,652.24	237,347.76
c. Establishment of Climate Databank Center		0.90		0.90
Total, Prior Year's Budget		365,457,359.96	357,265,794.53	8,191,565.43
GRAND TOTAL, PAGASA		1,795,997,831.36	1,331,227,594.13	464,770,237.23


Prepared by:


NORMA D.C. MOAYA
Supervising Admin. Officer

Certified Correct:


LILLIBETH B. GONZALES
Chief, Admin. Officer, FPMD

Approved:


VICENTE B. MALANO, Ph.D.
Acting Administrator

STATEMENT OF ALLOTMENT/OBLIGATIONS AND BALANCES
 As of December 31, 2013

Particulars	Code	Allotment Released	Obligations Incurred	Unobligated Balance/Remarks of Allotment
CURRENT YEAR BUDGET				
B. PROJECTS				
I. Foreign-Assisted Projects	200			
Peso Counterpart (VAT)		81,251,000.00	5,159,589.48	76,091,410.52
a. Improvement of the Meteorological Radar System- JICA Radar		40,000,000.00	5,159,589.48	34,840,410.52
b. Improvement of Capabilities to Cope with Natural Disasters Caused by Climate Change (JICS)		41,251,000.00		41,251,000.00
Total Current Year Budget		81,251,000.00	5,159,589.48	76,091,410.52
PRIOR YEAR'S BUDGET				
FY 2012 Budget RA 10155				
B. PROJECTS				
II. Foreign - Assisted Projects	200			
Peso Counterpart (VAT)		116,799,492.19	20,152,740.99	96,646,751.20
a. Improvement of Flood Forecasting and Warning System for Magat Dam and Downstream Communities (NoRAD Grant)		17,832,000.00	-	17,832,000.00
b. Improvement of the Meteorological Radar System- JICA Radar		24,596,492.19	20,152,740.99	4,443,751.20
c. Improvement of Capabilities to Cope with Natural Disasters Caused by Climate Change (JICS)		41,251,000.00	-	41,251,000.00
d. Establishment of Early Warning & Response System for Disaster Mitigation in Metro Manila (Pasig - Marikina River Basin) KOICA		33,120,000.00	-	33,120,000.00
Total Prior Year's Budget		116,799,492.19	20,152,740.99	96,646,751.20
GRAND TOTAL, PROJECTS		198,050,492.19	25,312,330.47	172,738,161.72

Prepared by:

Norma D.C. Moya
 NORMA D.C. MOYA
 Supervising Admin. Officer

Certified Correct:

Lilibeth B. Gonzales
 LILLIBETH B. GONZALES
 Chief, Admin. Officer, FPMD

Approved:

Vicente B. Malano
 VICENTE B. MALANO, Ph.D.
 Acting Administrator

Financial Report of Operations

**PHILIPPINE ATMOSPHERIC, GEOPHYSICAL AND
ASTRONOMICAL SERVICES ADMINISTRATION (PAGASA)
FINANCIAL REPORT OF OPERATIONS**

January to December 2013
(Fund 101)

Particulars	Code	Available Allotment	Obligations Incurred	Unobligated Balance of Allotment
A. PROGRAMS				
A.I.a.1 General Management and Supervision				
Personal Services (100)				
Salaries and Wages	701	141,043,000.00	141,043,000.00	0.00
PERA	711	11,387,370.92	11,387,370.92	0.00
Representation & Transportation Allowance	713/714	1,038,732.94	1,038,732.94	0.00
Uniform Allowance	715	2,025,000.00	2,025,000.00	0.00
Productivity	717	764,000.00	764,000.00	0.00
Bonuses and Incentives	724/725	14,202,000.00	14,202,000.00	0.00
PAGIBIG Contributions	732	588,000.00	588,000.00	0.00
Medicare Premiums	733	1,650,649.90	1,650,649.90	0.00
Employees Comp. Insurance Premium	734	588,000.00	588,000.00	0.00
Step Increment/Other Personnel Benefits	749	353,000.00	353,000.00	0.00
Night Differential Benefits	749	6,093,246.24	6,093,246.24	0.00
Sub-Total		179,733,000.00	179,733,000.00	0.00
Maintenance & Other Operating Expenses (200)				
Travelling Expenses		1,123,049.09	1,123,049.09	0.00
Local	751	445,040.69	445,040.69	0.00
Foreign	752	678,008.40	678,008.40	0.00
Communication Services		1,356,756.15	1,338,700.35	18,055.80
Postage and Deliveries	771	205,000.00	190,378.00	14,622.00
Telephone Expenses-Landline	772	1,151,756.15	438,775.73	
Telephone Expenses-Mobile	773		315,245.78	3,433.80
Internet Expenses	774		394,300.84	
Repair & Maint. Of Gov't. Facilities		620,384.00	556,816.30	63,567.70
Building Maintenance	811		308,155.30	
Other Structures Maintenance	815		0.00	0.00
Office Equipment Maintenance	821	556,816.30	38,091.00	
IT Equipment Maintenance	823		210,570.00	
Machinerieis and Equipment Maintenance	840	63,567.70	0.00	63,567.70
Repair & Maint. Of Gov't. Vehicles		297,198.28	297,198.28	0.00
Motor Vehicles Maintenance	841	297,198.28	297,198.28	0.00
Transportation Services		34,000.00	0.00	34,000.00
Transportation and Delivery	784	34,000.00	0.00	34,000.00
Supplies and Materials		3,693,926.74	3,567,153.07	126,773.67
Accountable Forms	756		10,000.00	
Office Supplies	755	1,998,000.00	1,985,715.72	2,284.28
Other supplies	765	1,616,013.35	1,563,437.35	52,576.00
Gasoline, Oil and Lubricants Expenses	761	79,913.39	8,000.00	71,913.39
Rents		753,959.18	753,959.18	0.00
Rent Expenses	782	753,959.18	753,959.18	0.00
Water, Illumination and Power Service		1,960,000.00	1,868,745.93	91,254.07
Water	766	211,000.00	146,137.54	64,862.46
Electricity	767	1,749,000.00	1,722,608.39	26,391.61

**PHILIPPINE ATMOSPHERIC, GEOPHYSICAL AND
ASTRONOMICAL SERVICES ADMINISTRATION (PAGASA)
FINANCIAL REPORT OF OPERATIONS
January to December 2013
(Fund 101)**

Particulars	Code	Available Allotment	Obligations Incurred	Unobligated Balance of Allotment
Training and Seminar Expenses		472,692.78	468,271.95	4,420.83
Training & Seminar Expense	753	472,692.78	468,271.95	4,420.83
Scholarship Expense	754		0.00	
Extraordinary and Miscellaneous Expenses		137,545.25	137,545.25	0.00
Representation Expenses	783	137,545.25	137,545.25	0.00
Fidelity Bond and Insurance Premium		850,454.75	829,547.42	20,907.33
Fidelity Bond	892	166,407.33	145,500.00	20,907.33
Insurance Premium	893	684,047.42	684,047.42	0.00
Other Services		3,108,033.78	2,976,881.03	131,152.75
Advertising Expense	780	120,960.00	120,960.00	0.00
Printing & Binding Services	781	80,000.00	24,900.00	55,100.00
Subscription Expense	786	36,000.00	35,947.25	52.75
Janitorial Services	796	581,995.92	90,000.00	0.00
Security Services	797		491,995.92	
Legal Services	791	76,000.00	0.00	76,000.00
Membership Dues/Contributions	778		20,000.00	
Auditing Services	792		105,391.75	
Other Professional Services	799	2,213,077.86	0.00	0.00
Other MOOE	969		2,087,686.11	
Bank Charges, Cost of Checkbooklets	971		0.00	
Sub-Total		14,408,000.00	13,917,867.85	490,132.15
Capital Outlay (300)		4,750,000.00	2,135,122.60	2,614,877.40
Office Equipment	221		729,385.00	
IT Equipment and Software	223		485,900.00	
Sports Equipment	235		187,560.00	
Technical and Scientific Equipment	236		649,777.60	
Other Machinery Equipment	240		82,500.00	
Sub-Total		4,750,000.00	2,135,122.60	2,614,877.40
A.I.a.2 Engineering and Maintenance Services				
Personal Services (100)				
Salaries and Wages	701	14,663,158.37	14,663,158.37	0.00
PERA	711	1,464,000.00	1,464,000.00	0.00
Uniform Allowance	715	305,000.00	305,000.00	0.00
Productivity	717	122,000.00	122,000.00	0.00
Bonuses and Incentives	724/725	1,528,000.00	1,528,000.00	0.00
PAGIBIG Contributions	732	74,000.00	74,000.00	0.00
Medicare Premiums	733	166,000.00	166,000.00	0.00
Employees Comp. Insurance Premium	734	74,000.00	74,000.00	0.00
Step Increment/Other Personnel Benefits	749	41,841.63	41,841.63	0.00
Sub-Total		18,438,000.00	18,438,000.00	0.00
Maintenance & Other Operating Expenses (200)				
Travelling Expenses		4,071,458.32	4,071,458.32	0.00
Local	751	4,071,458.32	4,045,547.82	0.00
Foreign	752		25,910.50	

**PHILIPPINE ATMOSPHERIC, GEOPHYSICAL AND
ASTRONOMICAL SERVICES ADMINISTRATION (PAGASA)
FINANCIAL REPORT OF OPERATIONS
January to December 2013
(Fund 101)**

Particulars	Code	Available Allotment	Obligations Incurred	Unobligated Balance of Allotment
Communication Services		270,000.00	243,409.77	26,590.23
Postage and Deliveries	771		860.00	
Telephone Expenses-Landline	772		36,026.55	
Telephone Expenses-Mobile	773	270,000.00	26,523.22	26,590.23
Internet Expenses	774		180,000.00	
Repair & Maint. Of Gov't. Facilities		2,504,986.78	1,933,946.57	571,040.21
Building Maintenance	811		88,912.50	
Other Structures Maintenance	815	1,233,734.92	1,095,301.92	49,520.50
Office Equipment Maintenance	821		63,623.00	
Furniture/Fixture Maintenance	822	299,000.00	46,997.15	215,679.00
IT Equipment Maintenance	823		19,698.00	
Tel/cable/Radio Equipment Maintenance	829		230,400.00	
Technical/Scientific Equip. Maintenance	836		389,014.00	352,837.86
Machineries and Other Equipment Maintenance	840	972,251.86	0.00	
Repair & Maint. Of Gov't. Vehicles		906,539.52	906,539.52	0.00
Motor Vehicles Maintenance	841	906,539.52	906,539.52	0.00
Transportation Services		85,000.00	0.00	85,000.00
Transportation and Delivery	784	85,000.00	0.00	85,000.00
Supplies and Materials		6,927,298.32	6,666,641.01	260,657.31
Office Supplies	755		1,348,201.69	
Drugs/Medicine Supplies	759	1,627,000.00	18,141.00	260,657.31
Other supplies	765	4,286,455.66	4,286,455.66	0.00
Gasoline, Oil and Lubricants Expenses	761	1,013,842.66	1,013,842.66	0.00
Rents		120,568.30	114,059.36	6,508.94
Rent Expenses	782	120,568.30	114,059.36	6,508.94
Water, Illumination and Power Service		1,748,000.00	1,745,000.00	3,000.00
Water	766	200,000.00	200,000.00	0.00
Electricity	767	1,548,000.00	1,545,000.00	3,000.00
Training and Seminar Expenses		151,000.00	76,800.00	74,200.00
Training and Seminar Expense	753	151,000.00	76,800.00	74,200.00
Fidelity Bond and Insurance Premium		216,066.81	216,066.81	0.00
Fidelity Bond Premiums	892		13,503.75	
Insurance Premium	893	216,066.81	202,563.06	0.00
Other Services		2,950,081.95	2,950,081.95	0.00
Janitorial Services	796		166,600.00	
Security Services	797	1,116,600.00	950,000.00	0.00
Advertising Expense	780		24,612.00	
Printing & Binding Services	781		24,900.00	
Subscription Expense	786	1,833,481.95	3,634.00	0.00
Other Professional Services	799		94,128.00	
Other MOOE	969		1,686,207.95	
Sub-Total		19,951,000.00	18,924,003.31	1,026,996.69
Capital Outlay (300)		50,211,000.00	8,876,283.66	41,334,716.34
Office Equipment	221		1,299,997.76	
IT Equipment and Software	223		1,270,019.00	
Communication Equipment	229		3,792,246.90	
Technical and Scientific Equipment	236		2,514,020.00	
Sub-Total		50,211,000.00	8,876,283.66	41,334,716.34

**PHILIPPINE ATMOSPHERIC, GEOPHYSICAL AND
ASTRONOMICAL SERVICES ADMINISTRATION (PAGASA)
FINANCIAL REPORT OF OPERATIONS**

January to December 2013

(Fund 101)

Particulars	Code	Available Allotment	Obligations Incurred	Unobligated Balance of Allotment
A.I.a.3 Construction/Repair/Rehab. of Typhoon Damaged Weather Stn.				
Maintenance & Other Operating Expenses (200)				
Travelling Expenses		1,027,000.00	772,343.37	254,656.63
Local	751	1,027,000.00	772,343.37	254,656.63
Repair & Maint. Of Gov't. Facilities		1,047,726.00	515,194.50	532,531.50
Building Maintenance	811		449,620.50	
Other Structure Maintenance	815		65,574.00	532,531.50
Machineries and Other Equipment Maintenance	840	1,047,726.00	0.00	
Supplies and Materials		1,310,274.00	1,280,284.00	29,990.00
Office Supplies	755	94,000.00	64,010.00	29,990.00
Other supplies	765	1,216,274.00	1,216,274.00	0.00
Sub-Total		3,385,000.00	2,567,821.87	817,178.13
A.I.a.4 Magna Carta for Science and Technology Personnel				
Subsistence & Laundry Allowance/ Hazard Pay	716	39,170,000.00	39,170,000.00	0.00
Sub-Total		39,170,000.00	39,170,000.00	0.00
Sub-Total, GASS		330,046,000.00	283,762,099.29	46,283,900.71

A.II.a.1 Meteorological Data Bank

Personal Services (100)				
Salaries and Wages	701	2,012,000.00	2,012,000.00	0.00
PERA	711	144,000.00	144,000.00	0.00
Uniform Allowance	715	30,000.00	30,000.00	0.00
Productivity	717	12,000.00	12,000.00	0.00
Bonuses and Incentives	724/725	198,000.00	198,000.00	0.00
PAGIBIG Contributions	732	8,000.00	8,000.00	0.00
Medicare Premiums	733	23,000.00	23,000.00	0.00
Employees Comp. Insurance Premium	734	8,000.00	8,000.00	0.00
Step Increment/Other Personnel Benefits	749	6,000.00	6,000.00	0.00
Sub-Total		2,441,000.00	2,441,000.00	0.00
Maintenance & Other Operating Expenses (200)				
Travelling Expenses		765,248.32	630,764.87	134,483.45
Local	751	765,248.32	386,151.02	134,483.45
Foreign	752		244,613.85	
Communication Services		240,000.00	157,237.41	82,762.59
Postage and Deliveries	771		1,190.00	
Telephone Expenses-Landline	772		106,419.37	
Telephone Expenses-Mobile	773	240,000.00	49,628.04	82,762.59
Internet	774		0.00	

**PHILIPPINE ATMOSPHERIC, GEOPHYSICAL AND
ASTRONOMICAL SERVICES ADMINISTRATION (PAGASA)
FINANCIAL REPORT OF OPERATIONS
January to December 2013
(Fund 101)**

Particulars	Code	Available Allotment	Obligations Incurred	Unobligated Balance of Allotment
Repair & Maint. Of Gov't. Facilities		303,150.00	155,782.70	147,367.30
Building Maintenance	811		79,221.00	0.00
Other Structure Maintenance	815		64,561.70	
Office Equipment Maintenance	821	143,782.70	9,000.00	
IT Equipment Maintenance	823		3,000.00	147,367.30
Machineries and Other Equipment Maintenance	840	159,367.30	0.00	
Repair & Maint. Of Gov't. Vehicles		124,698.10	59,879.88	64,818.22
Motor Vehicles Maintenance	841	124,698.10	59,879.88	64,818.22
Supplies and Materials		1,976,957.83	1,975,853.28	1,104.55
Office Supplies	755		1,083,816.83	(0.00)
Drugs/Medicine Supplies	759	1,101,957.83	18,141.00	
Other supplies	765	771,000.00	769,895.45	1,104.55
Gasoline, Oil and Lubricants Expenses	761	104,000.00	104,000.00	0.00
Water, Illumination and Power Service		373,000.00	352,000.00	21,000.00
Water	766	21,000.00	0.00	21,000.00
Electricity	767	352,000.00	352,000.00	0.00
Training and Seminar Expenses		350,000.00	51,662.25	298,337.75
Training and Seminar Expense	753		51,662.25	298,337.75
Scholarship Expense	754	350,000.00	0.00	
Fidelity Bond and Insurance Premium		51,500.00	51,500.00	0.00
Fidelity Bond Premiums	892		1,500.00	
Insurance Premium	893	51,500.00	50,000.00	0.00
Other Services		1,910,445.75	1,840,053.15	70,392.60
Printing & Binding Services	781	60,000.00	26,664.00	28,766.40
Advertising Expense	780		4,569.60	
Janitorial Services	796	1,430,000.00	350,000.00	0.00
Security Services	797		1,080,000.00	
Other Professional Services	799		0.00	41,626.20
Other MOOE	969	420,445.75	378,819.55	
Sub-Total		6,095,000.00	5,274,733.54	820,266.46
Capital Outlay (300)		1,140,000.00	1,021,900.00	118,100.00
Office Equipment	221		19,050.00	
Furniture and Fixtures Equipment	222		287,100.00	
IT Equipment and Software	223		715,750.00	
Sub-Total		1,140,000.00	1,021,900.00	118,100.00
A.II.b Training Activities in Atmospheric Geophysical and Allied Sciences				
Personal Services (100)				
Salaries and Wages	701	203,000.00	203,000.00	0.00
PERA	711	24,000.00	24,000.00	0.00
Uniform Allowance	715	5,000.00	5,000.00	0.00
Productivity	717	2,000.00	2,000.00	0.00
Bonuses and Incentives	724/725	22,000.00	22,000.00	0.00
PAGIBIG Contributions	732	2,000.00	2,000.00	0.00
Medicare Premiums	733	3,000.00	3,000.00	0.00
Employees Comp. Insurance Premium	734	2,000.00	2,000.00	0.00
Step Increment/Other Personnel Benefits	749	1,000.00	1,000.00	0.00
Sub-Total		264,000.00	264,000.00	0.00

**PHILIPPINE ATMOSPHERIC, GEOPHYSICAL AND
ASTRONOMICAL SERVICES ADMINISTRATION (PAGASA)
FINANCIAL REPORT OF OPERATIONS
January to December 2013
(Fund 101)**

Particulars	Code	Available Allotment	Obligations Incurred	Unobligated Balance of Allotment
Maintenance & Other Operating Expenses (200)				
Travelling Expenses		577,890.60	525,067.22	52,823.38
Local	751	501,182.72	501,182.72	0.00
Foreign	752	76,707.88	23,884.50	52,823.38
Communication Services		154,000.00	910.00	153,090.00
Postage and Deliveries	771	27,000.00	40.00	26,960.00
Telephone Expenses-Landline	772	127,000.00	0.00	126,130.00
Telephone Expenses-Mobile	773		870.00	
Repair & Maint. Of Gov't. Facilities		967,495.83	967,495.83	0.00
Building Maintenance	811	967,495.83	966,355.83	0.00
IT Equipment Maintenance	823		1,140.00	
Machineries and Other Equipment Maintenance	840		0.00	
Repair & Maint. Of Gov't. Vehicles		106,930.14	106,930.14	0.00
Motor Vehicles Maintenance	841	106,930.14	106,930.14	0.00
Supplies and Materials		806,069.31	790,990.08	15,079.23
Office Supplies	755	154,842.25	152,763.02	2,079.23
Other supplies	765	651,227.06	638,227.06	13,000.00
Water, Illumination and Power Service		776,000.00	683,000.00	93,000.00
Water	766	100,000.00	7,000.00	93,000.00
Electricity	767	676,000.00	676,000.00	0.00
Training and Seminar Expenses		2,603,492.61	2,309,108.41	294,384.20
Training and Seminar Expense	753	2,603,492.61	1,911,758.91	294,384.20
Scholarship Expense	754		397,349.50	
Other Services		1,479,121.51	1,310,243.83	168,877.68
Printing & Binding Services	781	88,000.00	0.00	88,000.00
Subscription Expense	786	237,000.00	172,076.80	64,923.20
Janitorial Services	796	730,174.86	634,220.38	15,954.48
Security Services	797		80,000.00	
Other Professional Services	799		0.00	
Other MOOE	969		423,946.65	
Sub-Total		7,471,000.00	6,693,745.51	777,254.49
Capital Outlay (300)		480,000.00	459,775.00	20,225.00
Office Equipment	221		147,625.00	
IT Equipment and Software	223		286,150.00	
Communication Equipment	229		26,000.00	
Sub-Total		480,000.00	459,775.00	20,225.00

A.II.c.1 Conduct of and participation in scientific and technical conferences and meetings including membership in international and national scientific organizations

Maintenance & Other
Operating Expenses (200)

Travelling Expenses		152,000.00	79,858.24	72,141.76
Local	751	152,000.00	6,870.00	72,141.76
Foreign	752		72,988.24	

**PHILIPPINE ATMOSPHERIC, GEOPHYSICAL AND
ASTRONOMICAL SERVICES ADMINISTRATION (PAGASA)
FINANCIAL REPORT OF OPERATIONS
January to December 2013
(Fund 101)**

Particulars	Code	Available Allotment	Obligations Incurred	Unobligated Balance of Allotment
Repair & Maint. Of Gov't. Vehicles		27,000.00	0.00	27,000.00
Motor Vehicles Maintenance	841	27,000.00	0.00	27,000.00
Supplies and Materials		25,000.00	15,082.75	9,917.25
Office Supplies	755	17,000.00	12,132.75	4,867.25
Other Supplies	765	8,000.00	2,950.00	5,050.00
Other Services		1,278,000.00	1,232,919.20	45,080.80
Janitorial Services	796	1,175,080.80	500,000.00	45,080.80
Security Services	797		630,000.00	
Other MOOE	969		102,919.20	
Sub-Total		1,482,000.00	1,327,860.19	154,139.81
A.II.c.2 Implementation of Phil. PAGASA participation in regional scientific experiments\studies and other interagency projects				
Maintenance & Other Operating Expenses (200)				
Travelling Expenses		189,000.00	149,911.37	39,088.63
Local	751	189,000.00	149,911.37	39,088.63
Communication Services		299,000.00	292,510.20	6,489.80
Postage and Deliveries	771	2,000.00	1,023.00	977.00
Telephone Expenses-Landline	772	297,000.00	175,334.15	5,512.80
Internet	774		116,153.05	
Repair & Maint. Of Gov't. Facilities		65,000.00	21,301.00	43,699.00
Building Maintenance	811	65,000.00	16,130.00	43,699.00
Office Equipment Maintenance	821		2,221.00	
IT Equipment Maintenance	823		2,950.00	
Machineries and Other Equipment Maintenance	840		0.00	
Repair & Maint. Of Gov't. Vehicles		74,987.02	42,742.25	32,244.77
Motor Vehicles Maintenance	841	74,987.02	42,742.25	32,244.77
Transportation Services		22,000.00	0.00	22,000.00
Transportation and Delivery	784	22,000.00	0.00	22,000.00
Supplies and Materials		817,630.00	791,262.55	26,367.45
Office Supplies	755	216,850.16	600,779.84	0.00
Other supplies	765		186,930.03	26,367.45
Gasoline, Oil and Lubricants Expenses	761		3,552.68	
Rents		24,000.00	0.00	24,000.00
Rent Expenses	782	24,000.00	0.00	24,000.00
Water, Illumination and Power Service		255,000.00	219,000.00	36,000.00
Water	766	32,000.00	0.00	32,000.00
Electricity	767	223,000.00	219,000.00	4,000.00
Training and Seminar Expenses		29,000.00	0.00	29,000.00
Training and Seminar Expense	753	29,000.00	0.00	29,000.00
Other Services		755,382.98	755,382.98	0.00
Janitorial Services	796	755,382.98	0.00	0.00
Security Services	797		688,721.28	
Other MOOE	969		66,661.70	
Sub-Total		2,531,000.00	2,272,110.35	258,889.65

**PHILIPPINE ATMOSPHERIC, GEOPHYSICAL AND
ASTRONOMICAL SERVICES ADMINISTRATION (PAGASA)
FINANCIAL REPORT OF OPERATIONS**

January to December 2013
(Fund 101)

Particulars	Code	Available Allotment	Obligations Incurred	Unobligated Balance of Allotment
A.II.c.3 Participation in the Inter-agency Natural Preparedness Activities				
Maintenance & Other Operating Expenses (200)				
Travelling Expenses		41,000.00	18,807.96	22,192.04
Local	751	41,000.00	18,807.96	22,192.04
Communication Services		110,000.00	0.00	110,000.00
Telephone Expenses-Landline	772	110,000.00	0.00	110,000.00
Supplies and Materials		103,000.00	52,722.25	50,277.75
Office Supplies	755	37,000.00	5,744.00	31,256.00
Other supplies	765	66,000.00	46,978.25	19,021.75
Water, Illumination and Power Service		855,000.00	852,845.41	2,154.59
Electricity	767	855,000.00	852,845.41	2,154.59
Training and Seminar Expenses		116,000.00	93,849.50	22,150.50
Training and Seminar Expense	753	116,000.00	9,300.00	22,150.50
Scholarship Expense	754		84,549.50	
Fidelity Bond and Insurance Premium		4,000.00	4,000.00	0.00
Insurance Premiums	893	4,000.00	4,000.00	0.00
Other Services		50,000.00	26,237.00	23,763.00
Subscription Expense	786	50,000.00	8,745.00	23,763.00
Janitorial Services	796		0.00	
Security Services	797		0.00	
Other MOOE	969		17,492.00	
Sub-Total		1,279,000.00	1,048,462.12	230,537.88
Capital Outlay (300)		200,000.00	112,300.00	87,700.00
Office Equipment	221		32,300.00	
IT Equipment and Software	223		80,000.00	
Sub-Total		200,000.00	112,300.00	87,700.00
A.II.d Installation, Repair and Maintenance of Telemet. Multiplex System for Flood Forecasting				
Personal Services (100)				
Salaries and Wages	701	512,000.00	512,000.00	0.00
PERA	711	24,000.00	24,000.00	0.00
Uniform Allowance	715	5,000.00	5,000.00	0.00
Productivity	717	2,000.00	2,000.00	0.00
Bonuses and Incentives	724/725	48,000.00	48,000.00	0.00
PAGIBIG Contributions	732	2,000.00	2,000.00	0.00
Medicare Premiums	733	4,000.00	4,000.00	0.00
Employees Comp. Insurance Premium	734	2,000.00	2,000.00	0.00
Step Increment/Other Personnel Benefits	749	2,000.00	2,000.00	0.00
Sub-Total		601,000.00	601,000.00	0.00
Maintenance & Other Operating Expenses (200)				
Travelling Expenses		276,000.00	208,746.46	67,253.54
Local	751	276,000.00	208,746.46	67,253.54

**PHILIPPINE ATMOSPHERIC, GEOPHYSICAL AND
ASTRONOMICAL SERVICES ADMINISTRATION (PAGASA)
FINANCIAL REPORT OF OPERATIONS
January to December 2013
(Fund 101)**

Particulars	Code	Available Allotment	Obligations Incurred	Unobligated Balance of Allotment
Communication Services		136,000.00	2,166.44	133,833.56
Postage and Deliveries	771		675.00	
Telephone Expenses-Landline	772	136,000.00	1,491.44	133,833.56
Telephone Expenses-Mobile	773		0.00	
Repair & Maint. Of Gov't. Facilities		218,357.11	165,610.00	52,747.11
Other Structure Maintenance	815		161,760.00	
Office Equipment Maintenance	821	165,260.00	3,500.00	0.00
Office/Furnitures Equipment Maintenance	822		0.00	
IT Equipment Maintenance	823		350.00	
Other Machineries	840	53,097.11	0.00	52,747.11
Repair & Maint. Of Gov't. Vehicles		315,400.00	18,415.00	296,985.00
Motor Vehicles Maintenance	841	315,400.00	18,415.00	296,985.00
Supplies and Materials		700,342.89	611,420.91	88,921.98
Office Supplies	755	114,000.00	68,397.21	45,602.79
Other supplies	765	83,000.00	39,680.81	43,319.19
Gasoline, Oil and Lubricants Expenses	761	503,342.89	503,342.89	0.00
Rents		116,000.00	0.00	116,000.00
Rent Expenses	782	116,000.00	0.00	116,000.00
Water, Illumination and Power Service		820,000.00	760,763.03	59,236.97
Water	766	98,000.00	55,000.00	43,000.00
Electricity	767	722,000.00	705,763.03	16,236.97
Fidelity Bond and Insurance Premium		100,000.00	100,000.00	0.00
Insurance Premium	893	100,000.00	100,000.00	0.00
Other Services		169,900.00	169,900.00	0.00
Janitorial Services	796		0.00	
Security Services	797		0.00	
Other MOOE	969	169,900.00	169,900.00	0.00
Sub-Total		2,852,000.00	2,037,021.84	814,978.16
Capital Outlay (300)		34,305,000.00	2,153,210.60	32,151,789.40
Office Equipment	221		1,375,160.60	
IT Equipment and Software	223		347,150.00	
Other Machineries and Equipment	240		430,900.00	
Sub-Total		34,305,000.00	2,153,210.60	32,151,789.40
Sub-Total, Support to Operations		61,141,000.00	25,707,119.15	35,433,880.85

A.III.a.1 Typhoon warning & weather services,
including the operation of
meteorological communication and
regional forecast centers and the
provision of numerical prediction
techniques and analysis

Personal Services (100)

Salaries and Wages	701	4,241,000.00	4,241,000.00	0.00
PERA	711	432,000.00	432,000.00	0.00
Uniform Allowance	715	90,000.00	90,000.00	0.00
Productivity	717	36,000.00	36,000.00	0.00
Bonuses and Incentives	724/725	444,000.00	444,000.00	0.00

**PHILIPPINE ATMOSPHERIC, GEOPHYSICAL AND
ASTRONOMICAL SERVICES ADMINISTRATION (PAGASA)
FINANCIAL REPORT OF OPERATIONS**

January to December 2013

(Fund 101)

Particulars	Code	Available Allotment	Obligations Incurred	Unobligated Balance of Allotment
PAGIBIG Contributions	732	22,000.00	22,000.00	0.00
Medicare Premiums	733	49,000.00	49,000.00	0.00
Employees Comp. Insurance Premium	734	22,000.00	22,000.00	0.00
Step Increment/Other Personnel Benefits	749	11,000.00	11,000.00	0.00
Sub-Total		5,347,000.00	5,347,000.00	0.00
Maintenance & Other				
Operating Expenses (200)				
Travelling Expenses		496,191.87	425,695.46	70,496.41
Local	751	122,740.41	57,622.30	65,118.11
Foreign	752	373,451.46	368,073.16	5,378.30
Communication Services		5,394,372.93	5,394,372.93	0.00
Telephone Expenses-Landline	772		2,022,296.15	
Telephone Expenses-Mobile	773	5,394,372.93	200,158.28	0.00
Internet Expense	774		3,171,918.50	
Repair & Maint. Of Gov't. Facilities		841,098.87	839,218.32	1,880.55
Office Equipment Maintenance	821		0.00	1,880.55
IT Equipment Maintenance	823	1,880.55	0.00	
Building Maintenance	811		355,716.30	
Other Structures Maintenance	815		483,502.02	0.00
Other Machineries	840	839,218.32	0.00	
Repair & Maint. Of Gov't. Vehicles		26,000.00	22,213.69	3,786.31
Motor Vehicles Maintenance	841	26,000.00	22,213.69	3,786.31
Transportation Services		13,000.00	0.00	13,000.00
Transportation and Delivery	784	13,000.00	0.00	13,000.00
Supplies and Materials		3,176,000.00	2,615,288.66	560,711.34
Office Supplies	755		2,077,368.03	
Drugs/Medicine Supplies	759	2,644,000.00	18,142.00	548,489.97
Other supplies	765	532,000.00	517,491.13	12,221.37
Gasoline, Oil and Lubricants Expenses	761		2,287.50	
Water, Illumination and Power Service		4,133,000.00	3,953,937.41	179,062.59
Water	766	200,000.00	36,000.00	164,000.00
Electricity	767	3,933,000.00	3,917,937.41	15,062.59
Training and Seminar Expenses		138,000.00	48,382.00	89,618.00
Training and Seminar Expense	753		48,382.00	
Scholarship Expense	754	138,000.00	0.00	89,618.00
Fidelity Bond and Insurance Premium		292,496.60	292,496.60	0.00
Fidelity Bond Premiums	892		0.00	
Insurance Premium	893	292,496.60	292,496.60	0.00
Other Services		1,027,839.73	1,027,839.73	0.00
Advertising Expense	780		4,810.40	
Printing & Binding Services	781	34,322.90	24,900.00	0.00
Subscription Expense	786		4,612.50	
Janitorial Services	796		0.00	
Security Services	797	200,000.00	200,000.00	0.00
Other MOOE	969	793,516.83	793,516.83	0.00
Sub-Total		15,538,000.00	14,619,444.80	918,555.20
Capital Outlay (300)				
Technical and Scientific Equipment	236	142,700,000.00	46,888,888.00	95,811,112.00
Sub-Total		142,700,000.00	46,888,888.00	95,811,112.00

**PHILIPPINE ATMOSPHERIC, GEOPHYSICAL AND
ASTRONOMICAL SERVICES ADMINISTRATION (PAGASA)
FINANCIAL REPORT OF OPERATIONS
January to December 2013
(Fund 101)**

Particulars	Code	Available Allotment	Obligations Incurred	Unobligated Balance of Allotment
A.III.a.2 Flood Forecasting and Hydro-meteorological Services				
Personal Services (100)				
Salaries and Wages	701	2,925,000.00	2,925,000.00	0.00
PERA	711	192,000.00	192,000.00	0.00
Representation & Transportation Allowance	713/714	96,000.00	96,000.00	0.00
Uniform Allowance	715	40,000.00	40,000.00	0.00
Productivity	717	16,000.00	16,000.00	0.00
Bonuses and Incentives	724/725	284,000.00	284,000.00	0.00
PAGIBIG Contributions	732	10,000.00	10,000.00	0.00
Medicare Premiums	733	28,000.00	28,000.00	0.00
Employees Comp. Insurance Premium	734	10,000.00	10,000.00	0.00
Step Increment/Other Personnel Benefits	749	8,000.00	8,000.00	0.00
Sub-Total		3,609,000.00	3,609,000.00	0.00
Maintenance & Other Operating Expenses (200)				
Travelling Expenses		1,235,000.00	1,183,046.81	51,953.19
Local	751		1,112,914.51	
Foreign	752	1,235,000.00	70,132.30	51,953.19
Communication Services		1,509,000.00	1,322,625.34	186,374.66
Postage and Deliveries	771		11,060.00	
Telephone Expenses-Landline	772	1,509,000.00	697,137.02	
Telephone Expenses-Mobile	773		301,658.42	186,374.66
Internet Expense	774		308,269.90	
Cable/Satellite/ Telegraph and Radio	775		4,500.00	
Repair & Maint. Of Gov't. Facilities		2,666,689.30	2,664,718.80	1,970.50
Building Maintenance	811		918,961.83	
Other Structure Maintenance	815	1,208,189.30	289,227.47	0.00
Office Equipment Maintenance	821		35,021.50	
IT Equipment Maintenance	823	894,250.00	857,258.00	1,970.50
Technical/Scientific Equip. Maintenance	836		564,250.00	
Other Machineries	840	564,250.00	0.00	0.00
Repair & Maint. Of Gov't. Vehicles		270,000.00	189,410.26	80,589.74
Motor Vehicles Maintenance	841	270,000.00	189,410.26	80,589.74
Transportation Services		311,226.68	68,901.72	242,324.96
Transportation and Delivery	784	311,226.68	68,901.72	242,324.96
Supplies and Materials		2,747,910.65	2,045,758.03	702,152.62
Office Supplies	755		1,325,293.99	
Drugs/Medicine Supplies	759	1,411,000.00	18,142.00	67,564.01
Other supplies	765	884,910.65	296,482.90	588,427.75
Gasoline, Oil and Lubricants Expenses	761	452,000.00	405,839.14	46,160.86
Rents		164,431.70	125,981.43	38,450.27
Rent Expenses	782	164,431.70	125,981.43	38,450.27
Water, Illumination and Power Service		3,424,000.00	3,181,695.58	242,304.42
Water	766	530,000.00	350,195.06	179,804.94
Electricity	767	2,894,000.00	2,831,500.52	62,499.48

**PHILIPPINE ATMOSPHERIC, GEOPHYSICAL AND
ASTRONOMICAL SERVICES ADMINISTRATION (PAGASA)
FINANCIAL REPORT OF OPERATIONS**

January to December 2013

(Fund 101)

Particulars	Code	Available Allotment	Obligations Incurred	Unobligated Balance of Allotment
Training and Seminar Expenses		227,000.00	37,382.00	189,618.00
Training and Seminar Expense	753		37,382.00	
Scholarship Expense	754	227,000.00	0.00	189,618.00
Fidelity Bond and Insurance Premium		164,089.06	164,089.06	0.00
Fidelity Bond Premiums	892		1,125.00	
Insurance Premium	893	164,089.06	162,964.06	0.00
Other Services		5,089,652.56	5,089,652.56	0.00
Advertising Expense	780		18,519.20	
Printing & Binding Services	781		36,620.00	
Subscription Expense	786		1,118.25	0.00
Janitorial Services	796	2,687,057.45	1,030,000.00	
Security Services	797		1,600,800.00	
Other Professional Services	799		0.00	
Other MOOE	969	2,402,595.11	2,400,373.11	0.00
Bank Charges	971		2,222.00	
Sub-Total		17,808,999.95	16,073,261.59	1,735,738.36

Capital Outlay (300)		26,000,000.00	236,900.00	25,763,100.00
IT Equipment and Software	223		236,900.00	
Sub-Total		26,000,000.00	236,900.00	25,763,100.00

A.III.a.3 Operation and maintenance of the
Flood Forecasting and Warning
System for Dam Operation Project I

Maintenance & Other
Operating Expenses (200)

Travelling Expenses		118,000.00	69,070.04	48,929.96
Local	751	118,000.00	69,070.04	48,929.96
Communication Services		538,000.00	535,665.15	2,334.85
Postage and Deliveries	771		345.00	
Telephone Expenses-Landline	772		154,152.11	
Telephone Expenses-Mobile	773	538,000.00	115,328.76	2,334.85
Internet Expense	774		265,839.28	
Repair & Maint. Of Gov't. Facilities		63,000.00	0.00	63,000.00
Office Equipment Maintenance	821		0.00	
IT Equipment Maintenance	823	45,000.00	0.00	45,000.00
Other Machineries	840	18,000.00	0.00	18,000.00
Repair & Maint. Of Gov't. Vehicles		94,000.00	52,786.86	41,213.14
Motor Vehicles Maintenance	841	94,000.00	52,786.86	41,213.14
Transportation Services		115,000.00	0.00	115,000.00
Transportation and Delivery	784	115,000.00	0.00	115,000.00
Supplies and Materials		793,869.32	521,638.34	272,230.98
Office Supplies	755	407,869.32	207,869.32	200,000.00
Other supplies	765	206,000.00	137,677.18	68,322.82
Gasoline, Oil and Lubricants Expenses	761	180,000.00	176,091.84	3,908.16
Rents		40,000.00	5,266.80	34,733.20
Rent Expenses	782	40,000.00	5,266.80	34,733.20
Water, Illumination and Power Service		2,352,000.00	2,116,505.06	235,494.94
Water	766	140,000.00	31,337.70	108,662.30
Electricity	767	2,212,000.00	2,085,167.36	126,832.64

**PHILIPPINE ATMOSPHERIC, GEOPHYSICAL AND
ASTRONOMICAL SERVICES ADMINISTRATION (PAGASA)
FINANCIAL REPORT OF OPERATIONS
January to December 2013
(Fund 101)**

Particulars	Code	Available Allotment	Obligations Incurred	Unobligated Balance of Allotment
Training and Seminar Expenses		94,130.68	0.00	94,130.68
Training and Seminar Expense	753	94,130.68	0.00	94,130.68
Other Services		944,000.00	877,277.00	66,723.00
Janitorial Services	796	850,000.00	0.00	0.00
Security Services	797		850,000.00	
Printing & Binding Services	781	94,000.00	1,050.00	66,723.00
Subscription Expense	786		1,065.00	
Other MOOE	969		25,162.00	
Sub-Total		5,152,000.00	4,178,209.25	973,790.75
Capital Outlay (300)		5,200,000.00	2,079,600.00	3,120,400.00
IT Equipment and Software	223		221,600.00	
Technical and Scientific Equipment	236		1,858,000.00	
Sub-Total		5,200,000.00	2,079,600.00	3,120,400.00
A.III.a.4 Operation and maintenance of the flood forecasting and warning system for DAM operation Project II covering Binga, Ambuklao and Magat Dam				
Maintenance & Other Operating Expenses (200)				
Travelling Expenses		428,000.00	426,736.47	1,263.53
Local	751	428,000.00	426,736.47	1,263.53
Repair & Maint. Of Gov't. Facilities		4,000.00	0.00	4,000.00
Office Equipment Maintenance	821	2,000.00	0.00	2,000.00
Other Machinerics	840	2,000.00	0.00	2,000.00
Repair & Maint. Of Gov't. Vehicles		54,000.00	50,904.20	3,095.80
Motor Vehicles Maintenance	841	54,000.00	50,904.20	3,095.80
Supplies and Materials		1,668,115.65	1,418,115.65	250,000.00
Office Supplies	755	1,577,246.46	1,327,246.46	250,000.00
Other supplies	765	90,869.19	88,939.19	(0.00)
Gasoline, Oil and Lubricants Expenses	761		1,930.00	
Rents		132,000.00	126,425.62	5,574.38
Rent Expenses	782	132,000.00	126,425.62	5,574.38
Water, Illumination and Power Service		1,313,000.00	1,274,000.00	39,000.00
Water	766	1,313,000.00	0.00	39,000.00
Electricity	767		1,274,000.00	
Training and Seminar Expenses		7,000.00	0.00	7,000.00
Training and Seminar Expense	753	7,000.00	0.00	7,000.00
Other Services		2,513,884.35	2,486,514.44	27,369.91
Janitorial Services	796	2,070,000.00	850,000.00	0.00
Security Services	797		1,220,000.00	
Membership Dues/Contributions	778		15,000.00	
Other Professional Services	799	443,884.35	0.00	27,369.91
Other MOOE	969		401,514.44	
Sub-Total		6,120,000.00	5,782,696.38	337,303.62
Capital Outlay (300)		5,200,000.00	0.00	5,200,000.00
Sub-Total		5,200,000.00	0.00	5,200,000.00

**PHILIPPINE ATMOSPHERIC, GEOPHYSICAL AND
ASTRONOMICAL SERVICES ADMINISTRATION (PAGASA)
FINANCIAL REPORT OF OPERATIONS
January to December 2013
(Fund 101)**

Particulars	Code	Available Allotment	Obligations Incurred	Unobligated Balance of Allotment
A.III.a.5 Operation and maintenance of astronomical observatories/planetarium including provision of standard time time services				
Maintenance & Other Operating Expenses (200)				
Travelling Expenses		380,589.42	330,589.42	50,000.00
Local	751	330,589.42	330,589.42	0.00
Foreign	752	50,000.00	0.00	50,000.00
Communication Services		28,000.00	0.00	28,000.00
Telephone Expenses-Landline	772	28,000.00	0.00	28,000.00
Repair & Maint. Of Gov't. Facilities		368,410.58	248,164.70	120,245.88
Building Maintenance	811	103,410.58	0.00	97,412.08
Other Structure Maintenance	815		5,998.50	
IT Equipment Maintenance	823		37,990.00	
Office Equipment Maintenance	821		204,176.20	22,833.80
Other Machineries/Equipment Maintenance	840	265,000.00	0.00	
Supplies and Materials		144,000.00	47,027.55	96,972.45
Office Supplies	755	96,000.00	102.00	95,898.00
Other supplies	765	48,000.00	46,925.55	1,074.45
Water, Illumination and Power Service		454,000.00	422,000.00	32,000.00
Water	766	36,000.00	4,000.00	32,000.00
Electricity	767	418,000.00	418,000.00	0.00
Other Services		370,000.00	295,000.00	75,000.00
Subscription Expense	786	75,000.00	0.00	75,000.00
Janitorial Services	796		0.00	
Security Services	797	295,000.00	200,000.00	0.00
Other MOOE	969		95,000.00	
Sub-Total		1,745,000.00	1,342,781.67	402,218.33
Capital Outlay (300)				
Office Equipment	221	6,000,000.00	418,120.00	5,581,880.00
IT Equipment and Software	223		72,000.00	
Technical and Scientific Equipment	236		68,000.00	
Sub-Total		6,000,000.00	418,120.00	5,581,880.00
A.III.b.1 Observation, measurement, recording and reporting of atmospheric, geophysical and astronomical data				
Personal Services (100)				
Salaries and Wages	701	61,040,000.00	61,040,000.00	0.00
PERA	711	6,504,000.00	6,504,000.00	0.00
Uniform Allowance	715	1,355,000.00	1,355,000.00	0.00
Productivity	717	542,000.00	542,000.00	0.00
Bonuses and Incentives	724/725	6,442,000.00	6,442,000.00	0.00
PAGIBIG Contributions	732	326,000.00	326,000.00	0.00
Medicare Premiums	733	724,000.00	724,000.00	0.00
Employees Comp. Insurance Premium	734	326,000.00	326,000.00	0.00
Step Increment/Other Personnel Benefits	749	153,000.00	153,000.00	0.00
Sub-Total		77,412,000.00	77,412,000.00	0.00

**PHILIPPINE ATMOSPHERIC, GEOPHYSICAL AND
ASTRONOMICAL SERVICES ADMINISTRATION (PAGASA)
FINANCIAL REPORT OF OPERATIONS**

January to December 2013

(Fund 101)

Particulars	Code	Available Allotment	Obligations Incurred	Unobligated Balance of Allotment
Maintenance & Other Operating Expenses (200)				
Travelling Expenses		1,473,722.86	1,473,722.86	0.00
Local	751	1,230,772.04	1,230,772.04	0.00
Foreign	752	242,950.82	242,950.82	0.00
Communication Services		13,381,000.00	13,276,705.57	104,294.43
Postage and Deliveries	771	136,000.00	108,962.01	27,037.99
Telephone Expenses-Landline	772	13,245,000.00	4,892,981.14	77,256.44
Telephone Expenses-Mobile	773		1,234,689.14	
Internet Expense	774		7,040,073.28	
Cable, Satellite, Telegraph, Radio	775		0.00	
Repair & Maint. Of Gov't. Facilities		18,651,051.02	18,622,315.38	28,735.64
Building Maintenance	811	5,687,519.19	3,010,713.25	0.00
Other Structure Maintenance	815		2,676,805.94	
Office Equipment Maintenance	821	12,061,531.83	69,185.00	0.00
Furniture/Fixtures Maintenance	822		11,669,156.63	
IT Equipment Maintenance	823		323,190.20	
Technical/Scientific Equipment Maintenance	836	902,000.00	174,307.00	28,735.64
Other Machineries Maintenance	840		698,957.36	
Repair & Maint. Of Gov't. Vehicles		616,000.00	570,732.12	45,267.88
Motor Vehicles Maintenance	841	616,000.00	570,732.12	45,267.88
Supplies and Materials		79,085,507.07	62,973,020.36	16,112,486.71
Office Supplies	755	40,364,849.33	24,234,019.59	16,111,896.71
Drugs/Medicine Supplies	759		18,142.00	
Medical/Dental Supplies	760		791.03	
Other supplies	765	38,267,928.19	38,267,838.19	90.00
Gasoline, Oil and Lubricants Expenses	761	452,729.55	452,229.55	500.00
Rents		198,500.00	110,304.08	88,195.92
Rent Expenses	782	198,500.00	110,304.08	88,195.92
Water, Illumination and Power Service		3,757,603.28	3,757,603.28	0.00
Water	766	616,928.92	616,928.92	0.00
Electricity	767	3,140,674.36	3,140,674.36	0.00
Training and Seminar Expenses		556,153.00	556,153.00	0.00
Training and Seminar Expense	753	556,153.00	465,132.00	0.00
Scholarship Expense	754		91,021.00	
Fidelity Bond and Insurance Premium		238,904.55	156,154.55	82,750.00
Fidelity Bond Premiums	892	100,000.00	17,250.00	82,750.00
Insurance Premium	893	138,904.55	138,904.55	0.00
Other Services		11,113,558.27	11,113,524.67	33.60
Advertising Expense	780	11,113,558.27	47,460.00	33.60
Printing & Binding Services	781		24,900.00	
Survey	787		22,500.00	
Janitorial Services	796		1,285,322.28	
Security Services	797		1,545,824.66	
Other Professional Services	799		4,300,500.00	
Other MOOE	969		3,887,017.73	
Sub-Total		129,072,000.05	112,610,235.87	16,461,764.18

**PHILIPPINE ATMOSPHERIC, GEOPHYSICAL AND
ASTRONOMICAL SERVICES ADMINISTRATION (PAGASA)
FINANCIAL REPORT OF OPERATIONS
January to December 2013
(Fund 101)**

Particulars	Code	Available Allotment	Obligations Incurred	Unobligated Balance of Allotment
Capital Outlay (300)		64,000,000.00	40,427,244.34	23,572,755.66
Office Equipment	221		1,335,721.34	
Furniture and Fixtures Equipment	222		92,885.00	
IT Equipment Equipment and Software	223		1,272,760.00	
Technical and Scientific Equipment	236		36,810,878.00	
Other Machineries and Equipment	240		915,000.00	
Sub-Total		64,000,000.00	40,427,244.34	23,572,755.66
A.III.b.2 Operation of upgraded geostationary meteorological satellite receiving system acquired under the 1988 Grant-in-Aid Program of Japan				
Maintenance & Other Operating Expenses (200)				
Travelling Expenses		39,000.00	0.00	39,000.00
Local	751	39,000.00	0.00	39,000.00
Repair & Maint. Of Gov't. Vehicles		29,000.00	11,580.03	17,419.97
Motor Vehicles Maintenance	841	29,000.00	11,580.03	17,419.97
Supplies and Materials		1,383,000.00	604,565.42	778,434.58
Office Supplies	755	698,000.00	375,168.81	322,831.19
Other supplies	765	685,000.00	229,396.61	455,603.39
Training and Seminar Expenses		105,000.00	0.00	105,000.00
Training and Seminar Expense	753	105,000.00	0.00	105,000.00
Scholarship Expense	754		0.00	
Other Services		412,000.00	404,932.20	7,067.80
Janitorial Services	796	412,000.00	120,000.00	7,067.80
Security Services	797		220,000.00	
Other MOOE	969		64,932.20	
Sub-Total		1,968,000.00	1,021,077.65	946,922.35
Capital Outlay (300)		120,000,000.00	74,778,899.00	45,221,101.00
Technical and Scientific Equipment	236		74,778,899.00	
Sub-Total		120,000,000.00	74,778,899.00	45,221,101.00
A.III.b.3 Operation and Maintenance of Weather Surveillance Radar Network				
Maintenance & Other Operating Expenses (200)				
Travelling Expenses		5,362,003.89	5,362,003.89	0.00
Local	751	5,209,490.39	5,209,490.39	0.00
Foreign	752	152,513.50	152,513.50	0.00
Communication Services		12,965,469.19	12,963,752.19	1,717.00
Postage and Deliveries	771	38,985.06	37,268.06	1,717.00
Telephone Expenses-Landline	772	12,926,484.13	8,903,828.82	0.00
Telephone Expenses-Mobile	773		496,137.56	
Internet Expense	774		3,526,517.75	
Repair & Maint. Of Gov't. Facilities			13,349,538.70	
Building Maintenance	811	11,543,000.00	9,810,711.36	3,120.34
Other Structure Maintenance	815		1,415,114.30	
Office Equipment Maintenance	821		166,020.00	
IT Equipment Maintenance	823		148,034.00	
Tel/cable/Radio Equipment Maintenance	829		1,610.00	
Technical/Scientific Equipment Maintenance	836	1,814,071.00	14,303.00	4,411.96
Other Machineries Maintenance	840		1,793,746.04	

**PHILIPPINE ATMOSPHERIC, GEOPHYSICAL AND
ASTRONOMICAL SERVICES ADMINISTRATION (PAGASA)
FINANCIAL REPORT OF OPERATIONS
January to December 2013
(Fund 101)**

Particulars	Code	Available Allotment	Obligations Incurred	Unobligated Balance of Allotment
Repair & Maint. Of Govt. Vehicles		26,000.00	17,986.31	8,013.69
Motor Vehicles Maintenance	841	26,000.00	17,986.31	8,013.69
Transportation Services		128,000.00	125,844.55	2,155.45
Transportation and Delivery	784	128,000.00	125,844.55	2,155.45
Supplies and Materials		14,844,237.73	13,138,709.81	1,705,527.92
Office Supplies	755	1,893,000.00	187,472.08	1,705,527.92
Other supplies	765	7,138,538.65	7,138,538.65	0.00
Gasoline, Oil and Lubricants Expenses	761	5,812,699.08	5,812,699.08	0.00
Rents		349,327.97	343,987.61	5,340.36
Rent Expenses	782	349,327.97	343,987.61	5,340.36
Water, Illumination and Power Service		10,682,491.57	10,682,491.57	0.00
Water	766	1,543,384.84	1,543,384.84	0.00
Electricity	767	9,139,106.73	9,139,106.73	0.00
Training and Seminar Expenses		558,000.00	555,858.18	2,141.82
Training and Seminar Expense	753	558,000.00	555,858.18	2,141.82
Scholarship Expense	754		0.00	
Fidelity Bond and Insurance Premium		4,652,973.46	4,652,147.07	826.39
Fidelity Bond Premiums	892	4,652,973.46	1,125.00	826.39
Insurance Premium	893		4,651,022.07	
Other Services		5,743,496.19	5,593,496.19	150,000.00
Survey	787	150,000.00	0.00	150,000.00
Janitorial Services	796	2,938,290.02	1,465,319.91	0.00
Security Services	797		1,472,970.11	
Advertising Expense	780	2,655,206.17	30,464.00	0.00
Other MOOE	969		1,936,404.17	
Customs, Duties, Taxes	891		688,338.00	
Sub-Total		68,669,071.00	66,785,816.07	1,883,254.93
Capital Outlay (300)		10,885,000.00	2,867,344.00	8,017,656.00
Office Equipment	221		1,163,570.00	
IT Equipment and Software	223		1,703,774.00	
Sub-Total		10,885,000.00	2,867,344.00	8,017,656.00
A.III.c.1 Atmospheric-geophysical astronomical and space sciences research devt.				
Personal Services (100)				
Salaries and Wages	701	683,759.45	683,759.45	0.00
PERA	711	72,000.00	72,000.00	0.00
Uniform Allowance	715	15,000.00	15,000.00	0.00
Productivity	717	6,000.00	6,000.00	0.00
Bonuses and Incentives	724/725	72,000.00	72,000.00	0.00
PAGIBIG Contributions	732	4,000.00	4,000.00	0.00
Medicare Premiums	733	9,000.00	9,000.00	0.00
Employees Comp. Insurance Premium	734	4,000.00	4,000.00	0.00
Step Increment/Other Personnel Benefits	749	2,240.55	2,240.55	0.00
Sub-Total		868,000.00	868,000.00	0.00
Maintenance & Other Operating Expenses (200)				
Travelling Expenses		170,126.99	148,005.50	22,121.49
Local	751	170,126.99	148,005.50	22,121.49

**PHILIPPINE ATMOSPHERIC, GEOPHYSICAL AND
ASTRONOMICAL SERVICES ADMINISTRATION (PAGASA)
FINANCIAL REPORT OF OPERATIONS
January to December 2013
(Fund 101)**

Particulars	Code	Available Allotment	Obligations Incurred	Unobligated Balance of Allotment
Communication Services		45,942.43	10,752.48	35,189.95
Telephone Expenses-Landline	772		0.00	
Telephone Expenses-Mobile	773	45,942.43	10,752.48	35,189.95
Repair & Maint. Of Gov't. Facilities		170,650.35	169,591.07	1,059.28
Building Maintenance	811		104,071.32	
Office Equipment Maintenance	821		7,715.00	
IT Equipment Maintenance	823		57,804.75	1,059.28
Technical/Scientific Equipment Maintenance	836		0.00	
Other Machineries Maintenance	840	170,650.35	0.00	
Repair & Maint. Of Gov't. Vehicles		27,015.62	15,190.50	11,825.12
Motor Vehicles Maintenance	841	27,015.62	15,190.50	11,825.12
Supplies and Materials		2,131,645.91	2,061,689.16	69,956.75
Office Supplies	755		868,900.34	
Drugs/Medicine Supplies	759	936,035.59	18,142.00	48,993.25
Other supplies	765	757,610.32	740,488.57	17,121.75
Gasoline, Oil and Lubricants Expenses	761	438,000.00	434,158.25	3,841.75
Water, Illumination and Power Service		684,000.00	678,940.41	5,059.59
Electricity	767	684,000.00	678,940.41	5,059.59
Fidelity Bond and Insurance Premium		118,293.31	97,925.10	20,368.21
Fidelity Bond Premiums	892	21,000.00	1,500.00	19,500.00
Insurance Premium	893	97,293.31	96,425.10	868.21
Other Services		1,266,325.39	1,251,112.89	15,212.50
Printing & Binding Services	781	40,000.00	24,900.00	15,100.00
Subscription Expense	786	17,000.00	16,887.50	112.50
Janitorial Services	796		125,531.90	
Security Services	797	711,895.52	586,363.62	0.00
Advertising Expense	780		4,569.60	
Other MOOE	969	497,429.87	492,860.27	(0.00)
Sub-Total		4,614,000.00	4,433,207.11	180,792.89
Capital Outlay (300)		500,000.00	345,125.00	154,875.00
Office Equipment	221		197,125.00	
IT Equipment and Software	223		148,000.00	
Sub-Total		500,000.00	345,125.00	154,875.00

**A.III.c.2 Weather modification activities and
NATIONAL DISASTER REDUCTION
including the payment of 25,000 for
the flying pay of personnel**

**Maintenance & Other
Operating Expenses (200)**

Travelling Expenses		284,226.96	263,889.76	20,337.20
Local	751	246,226.96	246,226.96	0.00
Foreign	752	38,000.00	17,662.80	20,337.20
Communication Services		181,827.30	39,774.78	142,052.52
Postage and Deliveries	771	118,000.00	3,000.00	115,000.00
Telephone Expenses-Landline	772		0.00	
Telephone Expenses-Mobile	773	63,827.30	36,774.78	27,052.52
Repair & Maint. Of Gov't. Facilities		56,679.62	21,732.00	34,947.62
Building Maintenance	811		8,932.00	
Office Equipment Maintenance	821	56,679.62	2,800.00	34,947.62
IT Equipment Maintenance	823		10,000.00	

**PHILIPPINE ATMOSPHERIC, GEOPHYSICAL AND
ASTRONOMICAL SERVICES ADMINISTRATION (PAGASA)
FINANCIAL REPORT OF OPERATIONS**

January to December 2013

(Fund 101)

Particulars	Code	Available Allotment	Obligations Incurred	Unobligated Balance of Allotment
Repair & Maint. Of Gov't. Vehicles		110,000.00	48,120.07	61,879.93
Motor Vehicles Maintenance	841	110,000.00	48,120.07	61,879.93
Supplies and Materials		1,246,444.52	1,088,484.87	157,959.65
Office Supplies	755	892,581.57	892,581.57	0.00
Other supplies	765	215,862.95	145,903.30	69,959.65
Gasoline, Oil and Lubricants Expenses	761	138,000.00	50,000.00	88,000.00
Rents		91,000.00	33,888.06	57,111.94
Rent Expenses	782	91,000.00	33,888.06	57,111.94
Water, Illumination and Power Service		573,000.00	523,000.00	50,000.00
Water	766	70,000.00	20,000.00	50,000.00
Electricity	767	503,000.00	503,000.00	0.00
Training and Seminar Expenses		128,000.00	78,725.00	49,275.00
Training and Seminar Expense	753	128,000.00	29,725.00	49,275.00
Scholarship Expense	754		49,000.00	
Other Services		1,343,821.60	1,343,821.60	0.00
Advertising Expense	780	1,343,821.60	1,764.00	0.00
Janitorial Services	796		569,277.90	
Security Services	797		680,000.00	
Other Professional Services	799		0.00	
Other MOOE	969		92,779.70	
Sub-Total		4,015,000.00	3,441,436.14	573,563.86
Capital Outlay (300)		5,210,000.00	3,346,783.00	1,863,217.00
Office Equipment	221		222,963.00	
Furniture and Fixtures Equipment	222		126,600.00	
IT Equipment and Software	223		948,820.00	
Technical and Scientific Equipment	236		2,048,400.00	
Sub-Total		5,210,000.00	3,346,783.00	1,863,217.00

A.III.c.3 Conduct of NATURAL DISASTER
researches pursuant to Section 10
P.D. 78 as amended

Maintenance & Other
Operating Expenses (200)

Travelling Expenses		335,983.37	285,745.94	50,237.43
Local	751	285,020.25	234,782.82	50,237.43
Foreign	752	50,963.12	50,963.12	0.00
Communication Services		29,710.45	1,270.00	28,440.45
Telephone Expenses-Landline	772	29,710.45	0.00	28,440.45
Telephone Expenses-Mobile	773		1,270.00	
Repair & Maint. Of Gov't. Facilities		598,203.92	563,332.80	34,871.12
Building Maintenance	811	563,332.80	393,004.95	0.00
Furniture/Fixtures Maintenance	822		170,327.85	
Other Machineries Maintenance	840		0.00	
Repair & Maint. Of Gov't. Vehicles		23,684.94	23,684.94	0.00
Motor Vehicles Maintenance	841	23,684.94	23,684.94	0.00
Supplies and Materials		542,304.50	497,073.84	45,230.66
Office Supplies	755	207,000.00	190,236.30	16,763.70
Other supplies	765	238,304.50	238,304.50	0.00
Gasoline, Oil and Lubricants Expenses	761	97,000.00	68,533.04	28,466.96
Rents		162,000.00	154,600.05	7,399.95
Rent Expenses	782	162,000.00	154,600.05	7,399.95

**PHILIPPINE ATMOSPHERIC, GEOPHYSICAL AND
ASTRONOMICAL SERVICES ADMINISTRATION (PAGASA)
FINANCIAL REPORT OF OPERATIONS
January to December 2013
(Fund 101)**

Particulars	Code	Available Allotment	Obligations Incurred	Unobligated Balance of Allotment
Water, Illumination and Power Service		407,000.00	400,807.04	6,192.96
Water	766	407,000.00	0.00	6,192.96
Electricity	767		400,807.04	
Training and Seminar Expenses		18,000.00	3,600.00	14,400.00
Training and Seminar Expense	753		3,600.00	
Scholarship Expense	754	18,000.00	0.00	14,400.00
Other Services		1,169,112.82	1,120,733.02	48,379.80
Advertising Expense	780		137,793.20	
Printing & Binding Services	781	188,000.00	0.00	50,206.80
Janitorial Services	796		99,361.14	
Security Services	797	492,438.89	393,077.75	0.00
Other MOOE	969	488,673.93	490,500.93	(1,827.00)
Sub-Total		3,286,000.00	3,050,847.63	235,152.37
Capital Outlay (300)		5,000,000.00	2,510,055.94	2,489,944.06
Office Equipment	221		1,310,627.94	
Furniture and Fixtures Equipment	222		18,500.00	
IT Equipment and Software	223		967,128.00	
Communication Equipment	229		38,800.00	
Technical and Scientific Equipment	236		175,000.00	
Sub-Total		5,000,000.00	2,510,055.94	2,489,944.06
A.III.c.4 Agro-climatic research and farm weather services				
Maintenance & Other				
Operating Expenses (200)				
Travelling Expenses		60,000.00	0.00	60,000.00
Local	751	60,000.00	0.00	60,000.00
Communication Services		297,000.00	286,225.91	10,774.09
Telephone Expenses-Landline	772		105,438.99	
Internet Expense	774	297,000.00	180,786.92	10,774.09
Repair & Maint. Of Gov't. Facilities		180,000.00	57,052.00	122,948.00
Building Maintenance	811		57,052.00	
Office Equipment Maintenance	821		0.00	
IT Equipment Maintenance	823	180,000.00	0.00	122,948.00
Supplies and Materials		1,326,294.92	925,721.28	400,573.64
Office Supplies	755	631,000.00	329,887.82	301,112.18
Other supplies	765	288,294.92	198,840.75	89,454.17
Gasoline, Oil and Lubricants Expenses	761	407,000.00	396,992.71	10,007.29
Water, Illumination and Power Service		799,000.00	756,429.61	42,570.39
Water	766	20,000.00	3,612.96	16,387.04
Electricity	767	779,000.00	752,816.65	26,183.35
Other Services		760,705.08	734,759.13	25,945.95
Printing & Binding Services	781		508.80	
Subscription Expense	786	15,000.00	9,167.75	5,323.45
Janitorial Services	796		85,140.76	
Security Services	797	523,104.73	437,963.97	0.00
Other MOOE	969	222,600.35	201,977.85	20,622.50
Sub-Total		3,423,000.00	2,760,187.93	662,812.07
Capital Outlay (300)		96,890,000.00	1,419,450.00	95,470,550.00
Office Equipment	221		150,500.00	
IT Equipment and Software	223		1,018,950.00	
Communication Equipment	229		250,000.00	
Sub-Total		96,890,000.00	1,419,450.00	95,470,550.00

**PHILIPPINE ATMOSPHERIC, GEOPHYSICAL AND
ASTRONOMICAL SERVICES ADMINISTRATION (PAGASA)
FINANCIAL REPORT OF OPERATIONS
January to December 2013
(Fund 101)**

Particulars	Code	Available Allotment	Obligations Incurred	Unobligated Balance of Allotment
<hr/>				
Sub-Total, Operations		836,232,071.00	498,653,611.37	337,578,459.63
<hr/>				
TOTAL, PROGRAMS		1,227,419,071.00	808,122,829.81	419,296,241.19

B. PROJECTS

I. Locally-Funded Projects

Capital Outlay (300)

a. Telemetered Flood Forecasting and Warning System for 13 Rivers in the Philippines

65,000,000.00 1,154,284.75 63,845,715.25

Sub-Total, Locally-Funded Projects 65,000,000.00 1,154,284.75 63,845,715.25

TOTAL, PROJECTS 65,000,000.00 1,154,284.75 63,845,715.25

Less 20% - Section 6.1.3 of Budget Circular No. 2006-1 dated February 01,2006

(8,627,282.60) - (8,627,282.60)

Total, Current Year Budget 1,283,791,788.40 809,277,114.56 474,514,673.84

Life and Retirement Insurance Premium

731

A.I.a.1		16,926,000.00	16,926,000.00	-
A.I.a.2		1,761,000.00	1,567,000.00	194,000.00
A.II.a.1		242,000.00	242,000.00	-
A.II.b		25,000.00	22,000.00	3,000.00
A.II.d		62,000.00	48,000.00	14,000.00
A.III.a.1		509,000.00	431,000.00	78,000.00
A.III.a.2		351,000.00	315,000.00	36,000.00
A.III.b.1		7,325,000.00	6,665,009.27	659,990.73
A.III.c.1		83,000.00	72,000.00	11,000.00
Total RLIP		27,284,000.00	26,288,009.27	995,990.73

SPECIAL PURPOSE FUND

Pension and Gratuity Fund

-Terminal Leave Benefits

742

		8,848,876.00	8,848,869.07	6.93
A.I.a.1		531,161.00	531,159.70	1.30
A.II.a.1		384,896.00	384,896.00	0.00
A.III.a.1		1,814,906.00	1,814,905.26	0.74
A.III.a.2		300,614.00	300,612.37	1.63
A.III.b.1		5,372,205.73	5,372,202.47	3.26
A.III.c.1		445,093.27	445,093.27	0.00

**PHILIPPINE ATMOSPHERIC, GEOPHYSICAL AND
ASTRONOMICAL SERVICES ADMINISTRATION (PAGASA)
FINANCIAL REPORT OF OPERATIONS
January to December 2013
(Fund 101)**

Particulars	Code	Available Allotment	Obligations Incurred	Unobligated Balance of Allotment
-Incentive Differentials pursuant to EO No. 77 (SARO # BMB-E-13-0004903 dated May 08, 2013)	742	7,476,198.00	7,476,197.70	0.30
A.I.a.1		7,476,198.00	7,476,197.70	0.30
Miscellaneous Personnel Benefits Fund	100			
-Performance Based Bonus (PBB) for FY 2012 (SARO # BMB-E-13-0005123 dated May 15, 2013)	749	9,167,000.00	8,498,500.00	668,500.00
-Payment of Productivity Enhancement Incentive (PEI) for FY 2013 (SARO # BMB-E-13-0024481 dated December 13, 2013)	749	4,335,000.00	3,935,500.00	399,500.00
-Payment of Magna Carta (MC) Benefits pursuant to R.A. 8439 (SARO # BMB-E-13-0025154 dated December 20, 2013)		21,479,451.00	21,479,451.00	0.00
Logevity Pay	722	21,479,451.00	21,479,451.00	0.00
FY 2013 General Appropriations Act, RA 10352				
-Payment of Magna Carta (MC) Benefits pursuant to R.A. 8439 per realigned from MOOE (SARO # BMB-E-13-0012817 dated Aug. 07, 2013) (SARO # BMB-E-13-0025155 dated December 20, 2013)	100	61,250,929.00	61,250,929.00	0.00
A.I.a.4 Hazard Allowance	721	32,992,380.00	32,992,380.00	0.00
Logevity Pay	722	28,258,549.00	28,258,549.00	0.00
-Withdrawal of released of allotment under MOOE to cover the MOOE deficiency of DOST-ICTO (SARO # BMB-E-13-0024433 dated December 16, 2013)	200	(20,000,000.00)	0.00	(20,000,000.00)
Automatic Appropriations				
-Customs, Duties and Taxes (SARO # BMB-E-13-0012352 dated Aug. 01, 2013)		26,907,229.00	26,907,229.00	0.00
		26,907,229.00	26,907,229.00	0.00
Total Special Purpose Fund		119,464,683.00	138,396,675.77	(18,931,992.77)

PRIOR YEAR'S BUDGET

PROGRAMS

Maintenance & Other

Operating Expenses (200)

Travelling Expenses	769,121.21	769,121.21	0.00
Communication Services	1,268,246.57	1,262,642.27	5,604.30
Repair & Maint. Of Gov't. Facilities	3,668,696.61	3,668,696.61	0.00
Repair & Maint. Of Gov't. Vehicles	41,515.24	32,584.08	8,931.16
Transportation Services	32,323.93	913.70	31,410.23
Supplies and Materials/Gasoline	34,236,061.28	34,198,123.98	37,937.30
Rents	251,076.66	228,403.31	22,673.35
Water, Illumination and Power Service	3,001,624.20	2,963,004.37	38,619.83
Training and Seminar Expenses	42,679.58	19,743.00	22,936.58

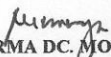
**PHILIPPINE ATMOSPHERIC, GEOPHYSICAL AND
ASTRONOMICAL SERVICES ADMINISTRATION (PAGASA)
FINANCIAL REPORT OF OPERATIONS
January to December 2013
(Fund 101)**

Particulars	Code	Available Allotment	Obligations Incurred	Unobligated Balance of Allotment
Extraordinary and Miscellaneous Expenses		-	-	0.00
Fidelity Bond and Insurance Premium		5,461.40	-	5,461.40
Other Services		24,824,274.67	24,820,495.18	3,779.49
Sub-Total		68,141,081.35	67,963,727.71	177,353.64
Capital Outlay (300)				
Equipment Outlay		293,190,277.71	285,413,414.58	7,776,863.13
A.I.a.2		36,984,031.11	36,028,352.70	955,678.41
Office Equipment	221		12,944,134.27	
Furniture and Fixtures Equipment	222		118,260.00	
IT Equipment and Software	223		2,829,999.00	
Communication Equipment	229		1,253,955.36	
Technical and Scientific Equipment	236		16,397,116.07	
Other Machineries and Equipment	240		2,484,888.00	
A.II.a.1		271,900.00	0.00	271,900.00
A.III.a.1		140,091,782.60	139,463,919.33	627,863.27
Office Equipment	221		25,334,393.00	
IT Equipment and Software	223		11,004,278.50	
Communication Equipment	229		5,430,300.00	
Technical and Scientific Equipment	236		97,694,947.83	
A.III.a.2		3,420,620.00	3,388,000.00	32,620.00
Technical and Scientific Equipment	236		3,388,000.00	
A.III.b.1		12,186,000.00	11,920,012.00	265,988.00
Office Equipment	221		334,832.00	
IT Equipment and Software	223		969,200.00	
Technical and Scientific Equipment	236		9,547,980.00	
Other Machineries and Equipment	240		1,068,000.00	
A.III.b.2		100,000,000.00	94,613,130.55	5,386,869.45
Office Equipment	221		3,740,806.62	
Technical and Scientific Equipment	236		74,778,899.00	
Office Buildings	211		16,093,424.93	
A.III.b.3		235,944.00	0.00	235,944.00
Sub-Total		293,190,277.71	285,413,414.58	7,776,863.13
TOTAL, PROGRAMS		361,331,359.06	353,377,142.29	7,954,216.77

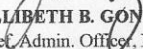
**PHILIPPINE ATMOSPHERIC, GEOPHYSICAL AND
ASTRONOMICAL SERVICES ADMINISTRATION (PAGASA)
FINANCIAL REPORT OF OPERATIONS
January to December 2013
(Fund 101)**

Particulars	Code	Available Allotment	Obligations Incurred	Unobligated Balance of Allotment
B. PROJECTS				
I. Locally-Funded Projects				
Capital Outlay (300)				
a. Construction of Access Road (Guiuan)		2,982,000.00	2,982,000.00	0.00
b. Renovation of Buildings (Guiuan)		1,144,000.00	906,652.24	237,347.76
c. Establishment of Climate Databank Center		0.90	0.00	0.90
Sub-Total, Locally-Funded Projects		4,126,000.90	3,888,652.24	237,348.66
TOTAL, PROJECTS		4,126,000.90	3,888,652.24	237,348.66
Total, Prior Year's Budget		365,457,359.96	357,265,794.53	8,191,565.43
GRAND TOTAL, PAGASA		1,795,997,831.36	1,331,227,594.13	464,770,237.23


Prepared by:


NORMA D.C. MOYA
Supervising Admin. Officer

Certified Correct:


LILIBETH B. GONZALES
Chief Admin. Officer, FPMD

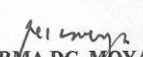
20,000,000.00
Approved:


VICENTE B. MALANO, Ph.D.
Acting Administrator

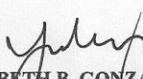
**PHILIPPINE ATMOSPHERIC, GEOPHYSICAL AND
ASTRONOMICAL SERVICES ADMINISTRATION (PAGASA)
FINANCIAL REPORT OF OPERATIONS
January to December 2013
(Fund 102)**

Particulars	Code	Available Allotment	Obligations Incurred	Unobligated Balance of Allotment
B. PROJECTS				
I. Foreign -Assisted Projects				
Maintenance & Other				
Operating Expenses (200)				
Peso Counterpart (VAT)	891			
a. Improvement of the Meteorological Radar System - JICA Radar		40,000,000.00	5,159,589.48	34,840,410.52
b. Improvement of Capabilities to Cope with Natural Disasters Caused by Climate Change (JICS)		41,251,000.00	0.00	41,251,000.00
Sub-Total, Foreign-Assisted Projects		81,251,000.00	5,159,589.48	76,091,410.52
Total, Current Year Budget		81,251,000.00	5,159,589.48	76,091,410.52
PRIOR YEAR'S BUDGET				
B. PROJECTS				
II. Foreign -Assisted Projects				
Maintenance & Other				
Operating Expenses (200)				
Peso Counterpart (VAT)	891			
a. Improvement of Flood Forecasting and Warning System for Magat Dam and Downstream Communities (NoRAD Grant)		17,832,000.00	0.00	17,832,000.00
b. Improvement of the Meteorological Radar System - JICA Radar		24,596,492.19	20,152,740.99	4,443,751.20
c. Improvement of Capabilities to Cope with Natural Disasters Caused by Climate Change (JICS)		41,251,000.00	0.00	41,251,000.00
d. Establishment of Early Warning & Response System for Disaster Mitigation in Metro Mla. (Pasig - Marikina River Basin) KOICA		33,120,000.00	0.00	33,120,000.00
Sub-Total, Foreign-Assisted Projects		116,799,492.19	20,152,740.99	96,646,751.20
Total, Prior Year's Budget		116,799,492.19	20,152,740.99	96,646,751.20
GRAND TOTAL, PROJECTS		198,050,492.19	25,312,330.47	172,738,161.72


Prepared by:


NORMA DC. MOYA
Supervising Adm'n. Officer *fm*

Certified Correct:


LILLIBETH B. GONZALES
Chief, Adm'n. Officer, FPMD

Approved:


VICENTE B. MALANO, Ph.D.
Acting Administrator
pd

List of Allotments and Sub-Allotments

List of Agency Budget Matrix/Special Allotment Release Order/Sub-Allotment Release Order
 As of December 31, 2013

Fund 101

No	ABM/SARO/Sub-ARO No.	Date of ABM SARO/Sub-ARC	Fund Source Reg/SPF/etc.	Allotments				Sub-Allotment				Total Allotments
				PS	MOOE	CO	Total	PS	MOOE	CO	Total	
1	2	3	4	5	6	7	8=(5+6+7)	9	10	11	12=(9+10+11)	13=(8+12)
A. Allotments received from DBM												
A.1 Regular												
1	ABM-BMB-E-13-0004818	11-Jan-13	GAA, FY 2013 GAA, RA 10352	327,883,000.00	382,116,000.00	643,671,000.00	1,353,670,000.00	-	-	-	-	1,353,670,000.00
A.2 Special Purpose Fund												
1	SARO - BMB-E-13-0000724	04-Feb-13	PGF, FY 2013 GAA, RA 10352	1,330,474.00			1,330,474.00					1,330,474.00
2	SARO - BMB-E-13-0001528	20-Feb-13	PGF, FY 2013 GAA, RA 10352	66,773.00			66,773.00					66,773.00
3	SARO - BMB-E-13-0003154	01-Apr-13	PGF, FY 2013 GAA, RA 10352	528,663.00			528,663.00					528,663.00
4	SARO - BMB-E-13-0004240	23-Apr-13	PGF, FY 2013 GAA, RA 10352	461,776.00			461,776.00					461,776.00
5	SARO - BMB-E-13-0004903	08-May-13	PGF, FY 2013 GAA, RA 10352	7,476,198.00			7,476,198.00					7,476,198.00
6	SARO - BMB-E-13-0005123	15-May-13	MPBF, FY 2013 GAA, RA 10352	9,167,000.00			9,167,000.00					9,167,000.00
7	SARO - BMB-E-13-0005287	21-May-13	PGF, FY 2013 GAA, RA 10352	572,459.00			572,459.00					572,459.00
8	SARO - BMB-E-13-0005428	24-May-13	PGF, FY 2013 GAA, RA 10352	233,841.00			233,841.00					233,841.00
9	SARO - BMB-E-13-0005959	03-Jun-13	PGF, FY 2013 GAA, RA 10352	458,111.00			458,111.00					458,111.00
10	SARO - BMB-E-13-0013019	12-Aug-13	PGF, FY 2013 GAA, RA 10352	948,523.00			948,523.00					948,523.00
11	SARO - BMB-E-13-0012817	07-Aug-13	GAA, FY 2013 GAA, RA 10352	40,323,000.00	(40,323,000.00)		-					-
12	SARO - BMB-E-13-0016571	01-Oct-13	PGF, FY 2013 GAA, RA 10352	1,063,522.00			1,063,522.00					1,063,522.00
13	SARO - BMB-E-13-0017819	14-Oct-13	PGF, FY 2013 GAA, RA 10352	2,573,821.00			2,573,821.00					2,573,821.00
14	SARO - BMB-E-13-0018831	29-Oct-13	PGF, FY 2013 GAA, RA 10352	393,520.00			393,520.00					393,520.00
15	SARO - BMB-E-13-0024481	13-Dec-13	MPBF, FY 2013 GAA, RA 10352	4,335,000.00			4,335,000.00					4,335,000.00
16	SARO - BMB-E-13-0024096	12-Dec-13	PGF, FY 2013 GAA, RA 10352	217,393.00			217,393.00					217,393.00
17	SARO - BMB-E-13-0024433	16-Dec-13	GAA, FY 2013 GAA, RA 10352		(20,000,000.00)		(20,000,000.00)					(20,000,000.00)
18	SARO - BMB-E-13-0025155	20-Dec-13	GAA, FY 2013 GAA, RA 10352	20,927,929.00	(20,927,929.00)		-					-
19	SARO - BMB-E-13-0025154	20-Dec-13	MPBF, FY 2013 GAA, RA 10352	21,479,451.00			21,479,451.00					21,479,451.00
							-					-
							-					-
							-					-
	Less 20% -Section 6.1.3 of Budget Circular No. 2006-1 dated February 01,2006				(8,627,282.60)		(8,627,282.60)					(8,627,282.60)
							-					-
							-					-

No	ABM/SARO/Sub-ARO No.	Date of ABM SARO/Sub-ARO	Fund Source Reg/SPF/etc.	Allotments				Sub-Allotment				Total Allotments
				PS	MOOE	CO	Total	PS	MOOE	CO	Total	
1	2	3	4	5	6	7	8=(5+6+7)	9	10	11	12=(9+10+11)	13=(8+12)
A.3 Automatic Appropriations												
1	ABM-BMB-E-13-0004918	11-Jan-13	Automatic Appropriations	27,284,000.00	-	-	27,284,000.00	-	-	-	-	27,284,000.00
	SARO - BMB-E-13-0012352	01-Aug-13	Automatic Appropriations		26,907,229.00		26,907,229.00					26,907,229.00
A.4 Continuing Appropriations												
A.4.1 Regular												
	2012 Cont. Appropriations		FY 2012 Budget- RA 10155	-	68,141,081.35	297,316,278.61	365,457,359.96	-	-	-	-	365,457,359.96
Sub-Total				467,724,454.00	387,286,098.75	940,987,278.61	1,795,997,831.36	-	-	-	-	1,795,997,831.36
Grand Total				467,724,454.00	387,286,098.75	940,987,278.61	1,795,997,831.36	-	-	-	-	1,795,997,831.36

Certified Correct:


Norma D. Moya
NORMA D. MOYA
 Chief, Budget Section *h*

List of Agency Budget Matrix/Special Allotment Release Order/Sub-Allotment Release Order
 As of December 31, 2013

Fund 102

No	ABM/SARO/Sub-ARO No.	Date of ABM SARO/Sub-ARO	Fund Source Reg/SPF/etc.	Allotments				Sub-Allotment				Total Allotments
				PS	MOOE	CO	Total	PS	MOOE	CO	Total	
1	2	3	4	5	6	7	8=(5+6+7)	9	10	11	12=(9+10+11)	13=(8+12)
A. Allotments received from DBM												
A.1 Projects												
	1 ABM-BMB-E-13-0004819	11-Jan-13	GA, FY 2013 GAA, RA 10352		40,000,000.00	-	40,000,000.00	-	-	-	-	40,000,000.00
	2 ABM-BMB-E-13-0004820	11-Jan-13	GA, FY 2013 GAA, RA 10352		41,251,000.00		41,251,000.00					41,251,000.00
A.2 Special Purpose Fund												
A.3 Automatic Appropriations												
A.4 Continuing Appropriations												
A.4.1 Regular												
	2012 Cont. Appropriations		FY 2012 Budget- RA 10155	-	116,799,492.19	-	116,799,492.19	-	-	-	-	116,799,492.19
	Sub-Total			-	198,050,492.19	-	198,050,492.19	-	-	-	-	198,050,492.19
	Grand Total			-	198,050,492.19	-	198,050,492.19	-	-	-	-	198,050,492.19

Certified Correct:


NORMA D.C. MOYA
 Chief, Budget Section

Report of Disbursements

MONTHLY REPORT OF DISBURSEMENTS
January to December FY 2013

Agency : PHILIPPINE ATMOSPHERIC, GEOPHYSICAL AND ASTRONOMICAL SERVICES ADMINISTRATION (PAGASA)

FUND CODE : 101

PARTICULARS	CURRENT YEAR BUDGET				PRIOR YEAR'S BUDGET				PRIOR YEAR'S OBLIGATION				TRUST LIABILITIES				OTHERS	GRAND TOTAL			
	PS	MOOE	CO	TOTAL	PS	MOOE	CO	TOTAL	PS	MOOE	CO	TOTAL	PS	MOOE	CO	TOTAL		PS	MOOE	CO	TOTAL
NOTICE OF CASH ALLOCATION																					
MDS CHECKS ISSUED																					
ADVICE TO DEBIT ACCOUNT	468,781,780	306,195,243	230,094,811	1,005,071,634													468,781,780	306,195,243	230,094,811	1,005,071,634	
TAX REMITTANCE																					
ADVICES ISSUED	28,691,627	27,580,812	-	40,149,568													22,447,722	16,831,213	-	40,149,568	
NON-CASH AVAILMENT																					
AUTHORITY																					
TOTAL	497,473,406	333,776,054	230,094,811	1,045,221,201	-	-	-	-	-	-	-	-	-	-	-	-	491,229,502	323,026,455	230,094,811	1,045,221,201	

Certified Correct :

Noel G. Ramos
NOEL G. RAMOS
OIC, Accounting Section

Approved by :


Vicente B. Malano
VICENTE B. MALANO, Ph. D
Acting Administrator


Report of Income

Department of Science and Technology
Philippine Atmospheric, Geophysical and Astronomical Services Administration (PAGASA)

FY 2013 MONTHLY INCOME (Actual)
 In Thousand Pesos

TYPES OF INCOME	CODE	JAN	FEB	MAR	APR	MAY	JUN	JUL	AUG	SEP	OCT	NOV	DEC	TOTAL
Fees on Weights and Measures	601	16,370.00	9,330.00	15,040.00	13,285.00	48,240.00	18,600.00	12,950.00	18,575.00	12,845.00	14,975.00	3,790.00	15,865.00	199,865.00
Certification Fees	613	438,611.00	369,781.30	400,412.36	437,198.00	261,682.33	241,215.60	331,551.00	373,044.20	564,406.00	630,696.80	386,292.00	475,465.00	4,910,355.59
Miscellaneous Fees	678	82,800.00	28,325.00	11,109.60	7,750.00	2,500.00	14,426.90	10,992.30	3,775.00	56,292.36	66,200.00	82,822.68	77,330.00	444,323.84
Fines and Penalties	679	-	-	-	-	-	-	-	-	-	-	7,413.87	-	7,413.87
TOTAL		537,781.00	407,436.30	426,561.96	458,233.00	312,422.33	274,242.50	355,493.30	395,394.20	633,543.36	711,871.80	480,318.55	568,660.00	5,561,958.30

Prepared by:

NOEL G. RAMOS
 OIC, Accounting Section

Certified Correct:

LILLIBETH B. GONZALES
 Chief, FPMD

Approved:

VICENTE B. MALANO
 Acting Administrator

**Statement of Appropriations,
Allotments, Obligations,
Disbursements and Balances**

STATEMENT OF APPROPRIATIONS, ALLOTMENTS, OBLIGATIONS, DISBURSEMENTS AND BALANCES
 As of the Quarter Ending December 31, 2013
 (FUND 101)

Particulars	Appropriations			Allotments				Current Year Obligations			
	Authorized Appropriations	Adjustments	Adjusted Appropriations	Allotments Received	Transfer to	Transfer From	Adjusted Total Allotments	1st Quarter Ending March 31	2nd Quarter Ending June 30	3rd Quarter Ending Sept. 30	4th Quarter Ending Dec. 31
1	2	3	(2+3) = 4	5	6	7	8=(5-6+7)	9	10	11	12
I. CURRENT YEAR BUDGET											
A. Agency Specific Budget											
Personal Services	327,883,000.00	-	327,883,000.00	327,883,000.00	19,914,283.26 *	-	347,797,283.26	74,946,637.27	82,310,156.35	71,118,171.70	119,422,317.94
Maintenance & Other Operating Expenses	382,116,000.00	(61,250,929.00)	320,865,071.00	320,865,071.00		(19,914,283.26)*	300,950,787.74	46,760,795.59	108,217,737.88	64,157,477.06	51,112,534.88
Capital Outlays	578,671,000.00	-	578,671,000.00	578,671,000.00	-	-	578,671,000.00	79,874,484.34	7,098,630.00	7,548,386.90	95,555,499.90
Locally-Funded Projects	65,000,000.00	-	65,000,000.00	65,000,000.00	-	-	65,000,000.00	-	-	1,154,284.75	-
B. Special Purpose Fund											
Pension and Gratuity Fund (PGF)											
-Terminal Leave Benefits				8,848,876.00	-	-	8,848,876.00	1,397,242.12	2,254,849.70	948,522.74	4,248,254.51
-Incentive differentials pursuant to E.O. No. 77				7,476,198.00	-	-	7,476,198.00		7,476,197.70	-	-
Miscellaneous Personnel Benefits Fund (MPBF)											
- Performance Based Bonus (PBB) for FY 2012				9,167,000.00	-	-	9,167,000.00		8,498,500.00	-	-
- Payment of Productivity Enhancement Incentive (PEI) for FY 2013				4,335,000.00			4,335,000.00				3,935,500.00
- Payment of Magna Carta (MC) Benefits pursuant to R.A. 8439				21,479,451.00			21,479,451.00				21,479,451.00
FY2013 General Appropriations Act, RA 10352				61,250,929.00		-	61,250,929.00			40,323,000.00	20,927,929.00
- Payment of Magna Carta (MC) Benefits pursuant to RA 8439 per realigned from MOOE											
- Withdrawal of released of allotment under MOOE to cover the MOOE deficiency of DOST-ICTO				(20,000,000.00)			(20,000,000.00)				
C. Automatic Appropriations											
Retirement and Life Insurance Premium											
Personal Services	27,284,000.00	-	27,284,000.00	27,284,000.00	-	-	27,284,000.00	6,648,810.55	6,592,131.34	6,506,449.80	6,540,617.58
Customs Duties and Taxes											
Maintenance & Other Operating Expenses				26,907,229.00			26,907,229.00			26,907,229.00	
Total Current Year Budget/Appropriations	1,380,954,000.00	(61,250,929.00)	1,319,703,071.00	1,439,167,754.00	19,914,283.26	(19,914,283.26)	1,439,167,754.00	209,627,969.87	222,448,202.97	218,663,521.95	323,222,104.81
Less 20% - Section 6.1.3 of Budget Circular No. 2006-1 dated February 01,2006				(8,627,282.60)			(8,627,282.60)				
Total Current Year Budget/Appropriations	1,380,954,000.00	(61,250,929.00)	1,319,703,071.00	1,430,540,471.40	19,914,283.26	(19,914,283.26)	1,430,540,471.40	209,627,969.87	222,448,202.97	218,663,521.95	323,222,104.81

*Total amount obligated for CNA as realigned from MOOE

STATEMENT OF APPROPRIATIONS, ALLOTMENTS, OBLIGATIONS, DISBURSEMENTS AND BALANCES
As of the Quarter Ending December 31, 2013
(FUND 101)


Particulars	Appropriations			Allotments				Current Year Obligations			
	Authorized Appropriations	Adjustments	Adjusted Appropriations	Allotments Received	Transfer to	Transfer From	Adjusted Total Allotments	1st Quarter Ending March 31	2nd Quarter Ending June 30	3rd Quarter Ending Sept. 30	4th Quarter Ending Dec. 31
1	2	3	(2+3) = 4	5	6	7	8=(5-6+7)	9	10	11	12
II. PRIOR YEAR'S BUDGET/CONTINUING APPROPRIATIONS											
D. Unreleased Appropriation											
Agency Specific Budget											
Personal Services											
Maintenance & Other Operating Expenses											
Capital Outlays											
Locally-Funded Projects											
E. Special Purpose Funds											
F. Unobligated Allotment											
Maintenance & Other Operating Expenses											
	68,141,081.35		68,141,081.35	68,141,081.35			68,141,081.35	43,357,920.33	2,695,746.97	74,383.11	21,835,677.30
Capital Outlays											
	293,190,277.71		293,190,277.71	293,190,277.71			293,190,277.71	178,029,614.66	59,374,793.93	95,800.00	47,913,205.99
Locally-Funded Projects											
	4,126,000.90		4,126,000.90	4,126,000.90			4,126,000.90	448,252.81	2,991,642.23	-	448,757.20
Total Prior Year's Budget/Continuing Appropriations	365,457,359.96	-	365,457,359.96	365,457,359.96	-	-	365,457,359.96	221,835,787.80	65,062,183.13	170,183.11	70,197,640.49
GRAND TOTAL	1,746,411,359.96	(61,250,929.00)	1,685,160,430.96	1,795,997,831.36	19,914,283.26	(19,914,283.26)	1,795,997,831.36	431,463,757.67	287,510,386.10	218,833,705.06	393,419,745.30

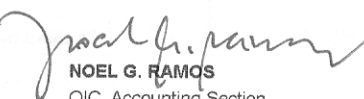
Particulars	Current Year Disbursements					Balances			
	Total	1st Quarter Ending March 31	2nd Quarter Ending June 30	3rd Quarter Ending Sept. 30	4th Quarter Ending Dec. 31	Total	Unreleased Appropriation	Unobligated Allotment	Unpaid Obligations
1	13=(9+10+11+12)	14	15	16	17	18=(14+15+16+17)	19=(4-8)	20=(8-13)	21=(13-18)
I. CURRENT YEAR BUDGET									
A. Agency Specific Budget									
Personal Services	347,797,283.26	74,944,569.10	80,471,882.28	68,947,736.81	101,781,547.84	326,145,736.03	(19,914,283.26)	-	21,651,547.23
Maintenance & Other Operating Expenses	270,248,545.41	27,331,350.43	64,246,787.44	58,022,375.70	56,739,729.85	206,340,243.42	-	30,702,242.33	63,908,301.99
Capital Outlays	190,077,001.14	7,915,505.34	11,816,777.91	66,439,028.85	32,891,939.86	119,063,251.96	-	388,593,998.86	71,013,749.18
Locally-Funded Projects	1,154,284.75	-	-	979,321.04	-	979,321.04	-	63,845,715.25	174,963.71
B. Special Purpose Fund									
Pension and Gratuity Fund (PGF)									
-Terminal Leave Benefits	8,848,869.07	1,397,242.12	2,254,849.70	10,604.41	521,749.67	4,184,445.90	-	6.93	4,664,423.17
-Incentive differentials pursuant to E.O. No. 77	7,476,197.70	-	7,476,197.70	-	-	7,476,197.70	-	0.30	-
Miscellaneous Personnel Benefits Fund (MPBF)									
- Performance Based Bonus (PBB) for FY 2012	8,498,500.00	-	7,399,500.00	-	-	7,399,500.00	-	668,500.00	1,099,000.00
- Payment of Productivity Enhancement Incentive (PEI) for FY 2013	3,935,500.00	-	-	-	3,935,500.00	3,935,500.00	-	399,500.00	-
- Payment of Magna Carta (MC) Benefits pursuant to R.A. 8439	21,479,451.00	-	-	-	21,253,811.48	21,253,811.48	-	-	225,639.52
FY2013 General Appropriations Act, RA 10352	61,250,929.00	-	-	39,337,569.24	21,913,359.76	61,250,929.00	-	-	-
- Payment of Magna Carta (MC) Benefits pursuant to RA 8439 per realigned from MOOE	-	-	-	-	-	-	-	(20,000,000.00)	-
- Withdrawal of released of allotment under MOOE to cover the MOOE deficiency of DOST-ICTO	-	-	-	-	-	-	-	-	-
C. Automatic Appropriations									
Retirement and Life Insurance Premium									
Personal Services	26,288,009.27	6,648,810.55	4,394,226.52	-	4,379,179.62	15,422,216.69	-	995,990.73	10,865,792.58
Customs Duties and Taxes									
Maintenance & Other Operating Expenses	26,907,229.00	-	-	-	-	-	-	-	26,907,229.00
Total Current Year Budget/Appropriations	973,961,799.60	118,237,477.54	178,060,221.55	233,736,636.05	243,416,818.08	773,451,153.22	(19,914,283.26)	465,205,954.40	200,510,646.38
Less 20% - Section 6.1.3 of Budget Circular No. 2006-1 dated February 01,2006	-	-	-	-	-	-	-	-	-
Total Current Year Budget/Appropriations	973,961,799.60	118,237,477.54	178,060,221.55	233,736,636.05	243,416,818.08	773,451,153.22	(19,914,283.26)	465,205,954.40	200,510,646.38


Particulars	Current Year Disbursements					Balances			
	Total	1st Quarter Ending March 31	2nd Quarter Ending June 30	3rd Quarter Ending Sept. 30	4th Quarter Ending Dec. 31	Total	Unreleased Appropriation	Unobligated Allotment	Unpaid Obligations
1	13=(9+10+11+12)	14	15	16	17	18=(14+15+16+17)	19=(4-8)	20=(8-13)	21=(13-18)
II. PRIOR YEAR'S BUDGET/CONTINUING APPROPRIATIONS									
D. Unreleased Appropriation									
Agency Specific Budget									
Personal Services									
Maintenance & Other Operating Expenses									
Capital Outlays									
Locally-Funded Projects									
E. Special Purpose Funds									
F. Unobligated Allotment									
Maintenance & Other Operating Expenses	67,963,727.71	8,758,472.18	78,404.53	13,981,948.50	32,242.30	22,851,067.51	-	177,353.64	45,112,660.20
Capital Outlays	285,413,414.58	673,247.00	3,691,340.84	23,340,222.83	59,902,769.49	87,607,580.16	-	7,776,863.13	197,805,834.42
Locally-Funded Projects	3,888,652.24	-	-	-	2,918,754.79	2,918,754.79	-	237,348.66	969,897.45
Total Prior Year's Budget/Continuing Appropriations	357,265,794.53	9,431,719.18	3,769,745.37	37,322,171.33	62,853,766.58	113,377,402.46	-	8,191,565.43	243,888,392.07
GRAND TOTAL	1,331,227,594.13	127,669,196.72	181,829,966.92	271,058,807.38	306,270,584.66	886,828,555.68	(19,914,283.26)	473,397,519.83	444,399,038.45

Certified Correct:

Approved By:


NORMA D.C. MOYA
 Chief, Budget Section


NOEL G. RAMOS
 OIC, Accounting Section


VICENTE B. MALANO, Ph.D.
 Acting Administrator

STATEMENT OF APPROPRIATIONS, ALLOTMENTS, OBLIGATIONS, DISBURSEMENTS AND BALANCES
 As of the Quarter Ending December 31, 2013
 (FUND 102)

Particulars	Appropriations			Allotments				Current Year Obligations			
	Authorized Appropriations	Adjustments	Adjusted Appropriations	Allotments Received	Transfer to	Transfer From	Adjusted Total Allotments	1st Quarter Ending March 31	2nd Quarter Ending June 30	3rd Quarter Ending Sept. 30	4th Quarter Ending Dec. 31
1	2	3	(2+3) = 4	5	6	7	8=(5-6+7)	9	10	11	12
I. CURRENT YEAR BUDGET											
B. PROJECTS											
Foreign-Assisted Projects											
Maintenance & Other Operating Expenses	81,251,000.00	-	81,251,000.00	81,251,000.00	-	-	81,251,000.00	-	4,711,597.92	-	447,991.56
Total Current Year Budget/Appropriations	81,251,000.00	-	81,251,000.00	81,251,000.00	-	-	81,251,000.00	-	4,711,597.92	-	447,991.56
II. PRIOR YEAR'S BUDGET/CONTINUING APPROPRIATIONS											
F. Unobligated Allotment											
B. Projects											
Foreign-Assisted Projects											
Maintenance & Other Operating Expenses	116,799,492.19		116,799,492.19	116,799,492.19			116,799,492.19	7,215,416.05	12,937,324.94	-	-
Total Prior Year's Budget/Continuing Appropriations	116,799,492.19	-	116,799,492.19	116,799,492.19	-	-	116,799,492.19	7,215,416.05	12,937,324.94	-	-
GRAND TOTAL	198,050,492.19	-	198,050,492.19	198,050,492.19	-	-	198,050,492.19	7,215,416.05	17,648,922.86	-	447,991.56

Particulars	Current Year Disbursements					Balances			
	Total	1st Quarter Ending March 31	2nd Quarter Ending June 30	3rd Quarter Ending Sept. 30	4th Quarter Ending Dec. 31	Total	Unreleased Appropriation	Unobligated Allotment	Unpaid Obligations
1	13=(9+10+11+12)	14	15	16	17	18=(14+15+16+17)	19=(4-8)	20=(8-13)	21=(13-18)
I. CURRENT YEAR BUDGET									
B. PROJECTS									
Foreign-Assisted Projects									
Maintenance & Other Operating Expenses	5,159,589.48	-	-	4,711,597.92		4,711,597.92	-	76,091,410.52	447,991.56
Total Current Year Budget/Appropriations	5,159,589.48	-	-	4,711,597.92	-	4,711,597.92	-	76,091,410.52	447,991.56
II. PRIOR YEAR'S BUDGET/CONTINUING APPROPRIATIONS									
F. Unobligated Allotment									
B. Projects									
Foreign-Assisted Projects									
Maintenance & Other Operating Expenses	20,152,740.99		19,730,006.99	422,733.99		20,152,740.98		96,646,751.20	0.01
Total Prior Year's Budget/Continuing Appropriations	20,152,740.99	-	19,730,006.99	422,733.99	-	20,152,740.98	-	96,646,751.20	0.01
GRAND TOTAL	25,312,330.47	-	19,730,006.99	5,134,331.91	-	24,864,338.90	-	172,738,161.72	447,991.57

Certified Correct:

Norma D.C. Moya
NORMA DC. MOYA
 Chief, Budget Section

Noel G. Ramos
NOEL G. RAMOS
 OIC, Accounting Section

Approved By:

Vicente B. Malano
VICENTE B. MALANO, Ph.D.
 Acting Administrator

**Statement of Appropriations,
Allotments, Obligations,
Disbursements and Balances
by Object of Expenditures**

Particulars	Account Code	Current Year Obligations					Disbursements					Balance (Unpaid Obligations)	Balance of Unpaid Obligations	
		1st Quarter Ending March 31	2nd Quarter Ending June 30	3rd Quarter Ending Sept. 30	4th Quarter Ending Dec. 31	Total	1st Quarter Ending March 31	2nd Quarter Ending June 30	3rd Quarter Ending Sept. 30	4th Quarter Ending Dec. 31	Total		Accounts Payable	Obligations Not Yet Due and Demandable
		3	4	4	6	7	8	9	10	11	12			
- Postage and Deliveries	771	44,325.00	88,817.00	91,433.26	130,225.81	354,801.07	44,325.00	86,779.00	23,118.26	120,024.81	274,247.07	80,554.00		
- Telephone Expenses - landline	772	558,443.61	1,099,395.88	940,308.60	1,266,983.40	3,865,131.49	399,887.22	1,024,483.25	834,274.91	725,016.98	2,983,662.36	881,469.13		
-Telephone Expenses - mobile	773	747,406.38	843,689.96	273,949.95	923,990.17	2,789,036.46	465,737.26	505,122.47	803,349.12	727,616.76	2,501,825.61	287,210.85		
- Internet Expenses	774	6,649,035.56	5,887,240.09	1,321,508.97	1,326,074.90	15,183,859.52	787,585.68	2,511,383.23	1,720,381.92	3,295,676.56	8,315,027.39	6,868,832.13		
-Cable, Satellite, Telegraph & Radio	775	-	-	4,500.00	-	4,500.00	-	-	-	-	-	4,500.00		
Repair & Maintenance of Gov't. Facilities														
- Buildings Maintenance	811	2,267,789.44	10,419,095.06	1,493,826.95	2,386,846.69	16,567,558.14	135,213.60	262,161.07	741,486.59	4,647,176.73	5,786,037.99	10,781,520.15		
- Other Structure Maintenance	815	571,485.81	889,709.81	2,244,597.95	2,552,052.28	6,257,845.85	120,419.36	764,742.45	535,955.75	1,259,666.30	2,680,783.86	3,577,061.99		
- Office Equipment Maintenance	821	93,554.00	143,565.00	63,750.00	300,483.70	601,352.70	40,300.00	22,465.00	44,935.00	159,544.70	267,244.70	334,108.00		
- Furniture/Fixtures Maintenance	822	-	112,961.60	9,948,620.91	1,824,899.12	11,886,481.63	-	-	9,769,866.25	1,200.00	9,771,066.25	2,115,415.38		
- IT Equipment Maintenance	823	281,398.00	674,960.00	115,994.95	599,632.00	1,671,984.95	167,048.00	508,865.00	84,439.95	569,383.00	1,329,735.95	342,249.00		
- Tel/Cable/Radio Equipment Maintenance	829	230,400.00	-	-	1,610.00	232,010.00	-	230,400.00	-	1,610.00	232,010.00	-		
- Technical & Scientific Equipment Maintenance	836	-	1,165.00	178,156.00	962,553.00	1,141,874.00	-	1,165.00	7,276.00	212,349.00	220,790.00	921,084.00		
- Other Machineries Maintenance	840	-	133,500.00	830,000.00	1,529,203.40	2,492,703.40	-	-	-	688,195.00	688,195.00	1,804,508.40		
Repair & Maintenance of Gov't. Vehicles														
- Motor Vehicles Maintenance	841	407,233.30	658,878.04	713,469.71	654,733.00	2,434,314.05	343,233.55	450,204.19	563,134.51	644,917.76	2,001,490.01	432,824.04		
Transportation Services														
- Postage and Deliveries	784	73,059.40	7,722.15	8,500.00	105,464.72	194,746.27	73,059.40	7,721.15	-	113,964.72	194,745.27	1.00		
Supplies and Materials														
- Office Supplies Expenses	755	11,382,253.90	12,834,341.66	5,257,812.11	1,617,766.42	31,092,174.09	8,924,249.14	14,806,617.78	647,848.74	2,576,795.01	26,955,510.67	4,136,663.42		
- Accountable Forms	756	-	-	10,000.00	-	10,000.00	-	-	-	-	-	10,000.00		
- Drugs/Medicine Expenses	759	-	108,850.00	-	-	108,850.00	-	108,850.00	-	-	108,850.00	-		
- Medical/Dental/Laboratory Expenses	760	-	-	791.03	-	791.03	-	-	-	-	-	791.03		
- Other Supplies Expenses	765	4,879,659.00	41,454,352.58	4,863,188.71	5,600,454.84	56,797,655.13	1,206,851.57	17,336,069.18	12,692,000.71	13,413,064.61	44,647,986.07	12,149,669.06		
- Gasoline, Oil and Lubricants Expenses	761	1,918,064.91	1,905,627.78	3,757,677.32	1,852,129.33	9,433,499.34	1,918,064.91	1,536,883.35	3,458,569.46	2,259,614.11	9,173,131.83	260,367.51		
Rents														
- Rent Expenses	782	461,846.22	224,024.43	396,250.45	686,351.09	1,768,472.19	352,754.67	260,782.54	227,035.39	516,496.11	1,357,068.71	411,403.48		
Water, Illumination and Power Service														
- Water	766	378,747.50	794,109.87	779,225.23	1,061,514.42	3,013,597.02	377,663.00	570,070.13	764,170.56	805,001.25	2,516,904.94	496,692.08		
- Electricity	767	4,186,380.45	9,945,795.93	8,161,697.11	8,921,293.82	31,215,167.31	4,095,482.39	7,681,193.70	8,070,285.53	7,831,572.92	27,678,534.54	3,536,632.77		
Training and Seminar Expenses														
- Training and Seminar Expenses	753	488,625.00	814,242.20	723,953.83	1,631,051.26	3,657,872.29	359,325.00	823,542.20	536,508.55	249,600.00	1,968,975.75	1,688,896.54		
- Scholarship Expenses	754	115,560.50	126,330.00	185,510.00	194,519.50	621,920.00	115,560.50	126,330.00	160,960.50	194,519.50	597,370.50	24,549.50		
Extraordinary/Contingency/Emergency Expenses														
- Representation Expenses	783	10,000.00	7,570.75	-	119,974.50	137,545.25	-	7,570.75	-	36,345.25	43,916.00	93,629.25		
Fidelity Bond and Insurance Premium														
- Fidelity Bond Premiums	892	33,375.00	81,375.00	15,378.75	51,375.00	181,503.75	33,375.00	78,750.00	5,625.00	51,375.00	169,125.00	12,378.75		
- Insurance Expenses	893	296,701.04	693,592.44	5,311,776.56	80,352.82	6,382,422.86	296,701.04	678,343.62	5,283,941.60	80,352.82	6,339,339.08	43,083.78		
Other Services														
- Membership dues/Contributions	778	-	20,000.00	15,000.00	-	35,000.00	-	20,000.00	15,000.00	-	35,000.00	-		
- Advertisements	780	11,424.00	20,244.00	136,113.60	227,740.40	395,522.00	11,424.00	11,424.00	107,016.00	200,322.80	330,186.80	65,335.20		
- Printing and Binding	781	174,300.00	8,814.00	-	6,228.80	189,342.80	-	175,350.00	-	7,198.82	182,548.82	6,793.98		
- Subscription	786	29,373.25	113,417.25	61,899.35	48,564.20	253,254.05	-	113,417.25	50,613.50	77,853.05	241,883.80	11,370.25		
- Survey Expenses	787	-	-	-	22,500.00	22,500.00	-	-	-	22,500.00	22,500.00	-		
- Legal Services	791	-	-	-	-	-	-	-	-	-	-	-		
- Janitorial Services	796	1,216,881.52	1,823,052.28	1,822,022.28	2,508,818.19	7,370,774.27	1,216,881.52	1,518,831.90	1,517,801.90	1,823,498.28	6,077,013.60	1,293,760.67		
- Security Services	797	1,064,713.27	3,248,308.65	7,876,731.42	1,137,963.97	13,327,717.31	1,064,713.27	2,162,768.24	3,338,010.14	3,413,891.91	9,979,383.56	3,348,333.75		

Particulars	Account Code	Current Year Obligations					Disbursements					Balance (Unpaid Obligations)	Balance of Unpaid Obligations	
		1st Quarter Ending March 31	2nd Quarter Ending June 30	3rd Quarter Ending Sept. 30	4th Quarter Ending Dec. 31	Total	1st Quarter Ending March 31	2nd Quarter Ending June 30	3rd Quarter Ending Sept. 30	4th Quarter Ending Dec. 31	Total		Accounts Payable	Obligations Not Yet Due and Demandable
		3	4	4	6	7	8	9	10	11	12			
- Auditing Services	792	91,224.00	10,502.75	1,075.00	2,590.00	105,391.75	12,504.00	86,282.75	1,075.00	2,590.00	102,451.75	2,940.00		
- Other Professional Services	799	69,888.00	4,300,500.00	-	24,240.00	4,394,628.00	69,888.00	1,372,784.00	-	901,717.44	2,344,389.44	2,050,238.56		
- Other MOOE	969	4,216,608.40	3,573,081.48	3,220,313.12	4,805,669.39	15,815,672.39	1,898,765.46	3,728,621.97	3,165,298.87	4,545,126.43	13,337,812.73	2,477,859.66		
- Bank Charges	971	2,222.00	-	-	-	2,222.00	-	-	-	-	-	2,222.00		
- Customs, Duties and Taxes	891	688,338.00	-	-	-	688,338.00	32,517.72	-	-	-	32,517.72	655,820.28		
Sub-total MOOE		46,760,795.59	108,217,737.88	64,157,477.06	51,112,534.88	270,248,545.41	27,331,350.43	64,246,787.44	58,022,375.70	56,739,729.85	206,340,243.42	63,908,301.99	-	-
Capital Outlays														
Land and Land Improvements														
- Land	201	-	-	-	-	-	-	-	-	-	-	-	-	-
Buildings														
- Office Buildings	211	-	-	-	-	-	-	-	-	-	-	-	-	-
- Other Structures	215	-	-	-	-	-	-	-	-	-	-	-	-	-
Office Equipment, Furnitures and Fixtures														
- Office Equipment	221	2,644,405.34	1,065,372.00	2,333,276.00	2,012,972.30	8,056,025.64	1,280,215.34	2,429,562.00	2,306,466.00	2,039,782.30	8,056,025.64	-		
- Furniture and Fixtures	222	287,100.00	-	92,885.00	145,100.00	525,085.00	-	-	306,175.00	180,100.00	486,275.00	38,810.00		
- IT Equipment and Software, etc.	223	1,660,580.00	2,598,538.00	3,172,190.00	2,339,593.00	9,770,901.00	989,290.00	3,269,828.00	2,055,189.00	1,673,114.00	7,987,421.00	1,783,480.00		
Machinery and Equipment														
- Machinery	226	-	-	-	-	-	-	-	-	-	-	-	-	-
- Communication Equipment	229	-	534,200.00	1,108,535.90	2,464,311.00	4,107,046.90	-	112,050.86	1,286,098.85	2,708,897.19	4,107,046.90	-		
- Sports Equipment	235	-	-	-	187,560.00	187,560.00	-	-	-	187,560.00	187,560.00	-		
- Technical and Scientific Equipment	236	75,282,399.00	2,049,620.00	346,500.00	88,323,463.60	166,001,982.60	5,646,000.00	5,154,437.05	60,485,100.00	25,524,986.37	96,810,523.42	69,191,459.18		
- Other Machinery and Equipment, etc.	240	-	850,900.00	495,000.00	82,500.00	1,428,400.00	-	850,900.00	-	577,500.00	1,428,400.00	-		
Transportation Equipment														
- Motor Vehicles	241	-	-	-	-	-	-	-	-	-	-	-	-	-
- Other Transportation Equipment, etc.	248	-	-	-	-	-	-	-	-	-	-	-	-	-
Sub-total, CO		79,874,484.34	7,098,630.00	7,548,386.90	95,555,499.90	190,077,001.14	7,915,505.34	11,816,777.91	66,439,028.85	32,891,939.86	119,063,251.96	71,013,749.18	-	-
Projects														
Locally-Funded Projects														
Buildings														
- Office Buildings	211	-	-	1,154,284.75	-	1,154,284.75	-	-	979,321.04	-	979,321.04	174,963.71		
- Other Structures	215	-	-	-	-	-	-	-	-	-	-	-		
Sub-total, Locally-Funded Projects		-	-	1,154,284.75	-	1,154,284.75	-	-	979,321.04	-	979,321.04	174,963.71	-	-
B. SPECIAL PURPOSE FUND														
Pension and Gratuity Fund														
- Terminal Leave Benefits	742	1,397,242.12	2,254,849.70	948,522.74	4,248,254.51	8,848,869.07	1,397,242.12	2,254,849.70	10,604.41	521,749.67	4,184,445.90	4,664,423.17		
- Incentive Differentials pursuant to EO No. 77		-	7,476,197.70	-	-	7,476,197.70	-	7,476,197.70	-	-	7,476,197.70	-		

Particulars	Account Code	Current Year Obligations					Disbursements					Balance (Unpaid Obligations) 13=(7-12) 12)=(14+15)	Balance of Unpaid Obligations	
		1st Quarter Ending March 31	2nd Quarter Ending June 30	3rd Quarter Ending Sept. 30	4th Quarter Ending Dec. 31	Total	1st Quarter Ending March 31	2nd Quarter Ending June 30	3rd Quarter Ending Sept. 30	4th Quarter Ending Dec. 31	Total		Accounts Payable	Obligations Not Yet Due and Demandable
		3	4	4	6	7	8	9	10	11	12		14	15

Miscellaneous Personnel Benefits Fund (MPBF)

- Performance Based Bonus (PBB) for FY 2012	749		8,498,500.00	-	-	8,498,500.00	-	7,399,500.00			7,399,500.00	1,099,000.00		
- Payment of Productivity Enhancement Incentive (PEI) for CY 2013	749		-	-	3,935,500.00	3,935,500.00				3,935,500.00	3,935,500.00	-		
- Payment of Magna Carta (MC) Benefits pursuant to R.A. 8439	722		-	-	-	21,479,451.00				21,253,811.48	21,253,811.48	225,639.52		
FY 2013 General Appropriations Act, RA 10352														
- Payment of Magna Carta (MC) Benefits pursuant to RA 8439 per re-aligned from MOOE														
Hazard Allowance	721	-	-	16,585,000.00	16,407,380.00	32,992,380.00			16,082,034.19	16,910,345.81	32,992,380.00	-		
Longevity Pay	722	-	-	23,738,000.00	4,520,549.00	28,258,549.00			23,255,535.05	5,003,013.95	28,258,549.00	-		

Sub-total, Special Purpose Fund

C. AUTOMATIC APPROPRIATIONS

Retirement and Life Insurance Premium	731	6,648,810.55	6,592,131.34	6,506,449.80	6,540,617.58	26,288,009.27	6,648,810.55	4,394,226.52		4,379,179.62	15,422,216.69	10,865,792.58		
Customs Duties and Taxes	891	-	-	26,907,229.00	-	26,907,229.00					-	26,907,229.00		
Sub-total, Automatic Appropriations		6,648,810.55	6,592,131.34	33,413,678.80	6,540,617.58	53,195,238.27	6,648,810.55	4,394,226.52	-	4,379,179.62	15,422,216.69	37,773,021.58	-	-
TOTAL CURRENT YEAR BUDGET/APPROPRIATIONS		209,627,969.87	222,448,202.97	218,663,521.95	323,222,104.81	973,961,799.60	118,237,477.54	178,060,221.55	233,736,636.05	243,416,818.08	773,451,153.22	200,510,646.38	-	-

II. PRIOR YEAR'S BUDGET/CONTINUING APPROPRIATIONS

D. UNRELEASED APPROPRIATIONS

E. SPECIAL PURPOSE FUND

F. UNOBLIGATED ALLOTMENT

Maintenance and Other Operating Expenses

Travelling Expenses														
- Local	751	620,928.03	65,246.18	11,123.00	46,804.00	744,101.21	620,928.03	36,469.98	6,758.00	22,592.00	686,748.01	57,353.20		
- Foreign	752	25,020.00	-	-	-	25,020.00					-	25,020.00		
Communication Services														
- Postage and Deliveries	771	23,866.80	5,575.00	500.00	170.00	30,111.80	23,306.80	3,270.00	500.00	170.00	27,246.80	2,865.00		

Particulars	Account Code	Current Year Obligations					Disbursements					Balance (Unpaid Obligations) 13=(7-12) 12)=(14+15)	Balance of Unpaid Obligations	
		1st Quarter Ending March 31	2nd Quarter Ending June 30	3rd Quarter Ending Sept. 30	4th Quarter Ending Dec. 31	Total	1st Quarter Ending March 31	2nd Quarter Ending June 30	3rd Quarter Ending Sept. 30	4th Quarter Ending Dec. 31	Total		Accounts Payable	Obligations Not Yet Due and Demandable
		3	4	4	6	7	8	9	10	11	12		14	15
Sub-total MOOE		43,357,920.33	2,695,746.97	74,383.11	21,835,677.30	67,963,727.71	8,758,472.18	78,404.53	13,981,948.50	32,242.30	22,851,067.51	45,112,660.20	-	-
Capital Outlays														
Land and Land Improvements														
- Land	201	-												
Buildings														
- Office Buildings	211	-	16,093,424.93	-	-	16,093,424.93	-	2,275,740.84			2,275,740.84	13,817,684.09		
- Other Structures	215	-												
Office Equipment, Furnitures and Fixtures														
- Office Equipment	221	1,460,693.00	5,861,646.90	89,800.00	34,942,025.99	42,354,165.89	416,099.00	292,000.00	6,654,732.41	535,898.63	7,898,730.04	34,455,435.85		
- Furniture and Fixtures	222	118,260.00	-	-	-	118,260.00	118,260.00				118,260.00	-		
- IT Equipment and Software, etc.	223	8,963,298.13	1,664,979.37	6,000.00	4,169,200.00	14,803,477.50		1,123,600.00	9,201,198.99	4,478,678.51	14,803,477.50	-		
Machinery and Equipment														
- Machinery	226	-	-	-	-	-								
- Communication Equipment	229	80,300.00	1,253,955.36	-	5,350,000.00	6,684,255.36			376,320.00	134,376.65	510,696.65	6,173,558.71		
- Technical and Scientific Equipment	236	167,268,175.53	34,465,787.37	-	72,980.00	201,806,942.90			7,107,971.43	54,708,315.70	61,816,287.13	139,990,655.77		
- Other Machinery and Equipment, etc.	240	138,888.00	35,000.00	-	3,379,000.00	3,552,888.00	138,888.00			45,500.00	184,388.00	3,368,500.00		
Transportation Equipment														
- Motor Vehicles	241	-	-	-	-	-								
- Other Transportation Equipment, etc.	248	-	-	-	-	-								
Sub-total, CO		178,029,614.66	59,374,793.93	95,800.00	47,913,205.99	285,413,414.58	673,247.00	3,691,340.84	23,340,222.83	59,902,769.49	87,607,580.16	197,805,834.42	-	-
Locally-Funded Projects														
Buildings														
- Other Structure	215	448,252.81	2,991,642.23	-	448,757.20	3,888,652.24				2,918,754.79	2,918,754.79	969,897.45		
Sub-total, Locally-Funded Projects		448,252.81	2,991,642.23	-	448,757.20	3,888,652.24	-	-	-	2,918,754.79	2,918,754.79	969,897.45	-	-
TOTAL PRIOR YEAR'S BUDGET/CONTINUING APPROPRIATIONS		221,835,787.80	65,062,183.13	170,183.11	70,197,640.49	357,265,794.53	9,431,719.18	3,769,745.37	37,322,171.33	62,853,766.58	113,377,402.46	243,888,392.07	-	-
GRAND TOTAL		431,463,757.67	287,510,386.10	218,833,705.06	393,419,745.30	1,331,227,594.13	127,669,196.72	181,829,966.92	271,058,807.38	306,270,584.66	886,828,555.68	444,399,038.45	-	-

Certified Correct:

NORMA DC. MOYA
NORMA DC. MOYA
Chief, Budget Section

NOEL G. RAMOS
NOEL G. RAMOS
OIC, Accounting Section

Approved:

VICENTE B. MALANO, Ph.D.
VICENTE B. MALANO, Ph.D.
Acting Administrator

DETAILED STATEMENT OF CURRENT YEAR'S OBLIGATIONS, DISBURSEMENTS AND UNPAID OBLIGATIONS
 As of December 30, 2013
 (Fund 102)

Particulars	Account Code	Current Year Obligations					Disbursements					Balance (Unpaid Obligations)	Balance of Unpaid Obligations	
		1st Quarter Ending March 31	2nd Quarter Ending June 30	3rd Quarter Ending Sept. 30	4th Quarter Ending Dec. 31	Total	1st Quarter Ending March 31	2nd Quarter Ending June 30	3rd Quarter Ending Sept. 30	4th Quarter Ending Dec. 31	Total		Accounts Payable	Obligations Not Yet Due and Demandable
1	2	3	4	4	6	7	8	9	10	11	12	13=(7-2)=(14+15)	14	15
I. CURRENT YEAR BUDGET/APPROPRIATIONS														
A. AGENCY SPECIFIC BUDGET														
Projects														
II. Foreign-Assisted Projects														
Maintenance and Other Operating Expenses														
Peso Counterpart														
VAT	891	-	4,711,597.92	-	447,991.56	5,159,589.48	-	-	4,711,597.92	-	4,711,597.92	447,991.56	-	-
Sub-total MOOE		-	4,711,597.92	-	447,991.56	5,159,589.48	-	-	4,711,597.92	-	4,711,597.92	447,991.56	-	-
TOTAL CURRENT YEAR BUDGET/APPROPRIATIONS		-	4,711,597.92	-	447,991.56	5,159,589.48	-	-	4,711,597.92	-	4,711,597.92	447,991.56	-	-
II. PRIOR YEAR'S BUDGET/CONTINUING APPROPRIATIONS														
D. UNRELEASED APPROPRIATIONS														
E. SPECIAL PURPOSE FUND														
F. UNOBLIGATED ALLOTMENT														
Projects														
II. Foreign-Assisted Projects														
Maintenance and Other Operating Expenses														
Peso Counterpart														
VAT	891	7,215,416.05	12,937,324.94	-	-	20,152,740.99	-	19,730,006.99	422,733.99	-	20,152,740.98	0.01	-	-
Sub-total MOOE		7,215,416.05	12,937,324.94	-	-	20,152,740.99	-	19,730,006.99	422,733.99	-	20,152,740.98	0.01	-	-
TOTAL PRIOR YEAR'S BUDGET/CONTINUING APPROPRIATIONS		7,215,416.05	12,937,324.94	-	-	20,152,740.99	-	19,730,006.99	422,733.99	-	20,152,740.98	0.01	-	-
GRAND TOTAL		7,215,416.05	17,648,922.86	-	447,991.56	25,312,330.47	-	19,730,006.99	5,134,331.91	-	24,864,338.90	447,991.57	-	-

Certified Correct:

Norma D. Moaya
NORMA D. MOYA
 Chief, Budget Section

Noel G. Ramos
NOEL G. RAMOS
 OIC, Accounting Section

Approved By:
Vicente B. Malano
VICENTE B. MALANO, Ph.D.
 Acting Administrator